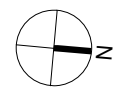




① Level 0  
1 : 200



NOTES

- Dual Aspect
- Single Aspect
- 10% Larger than min.

REV	DATE	DRAWN	DESCRIPTION
P02	2021.12.10	CH	Issued for Planning
Issues & Revisions			



\*For information on room dimensions, apartment areas and compliance with Sustainable Urban Housing: Design Standards for New Apartments, **please refer to large scale Unit Typology sheets and Housing Quality Assessment**

NOTES

- Do not scale from this drawing. Use figured dimensions in all cases.
- Verify dimensions on site and report any discrepancies to the Architect immediately.
- This drawing to be read in conjunction with the Architect's Specification.
- © This drawing is copyright and may only be reproduced with the Architect's permission.

©Copyright Reddy Architecture & Urbanism

Status  
**Issued for Planning**

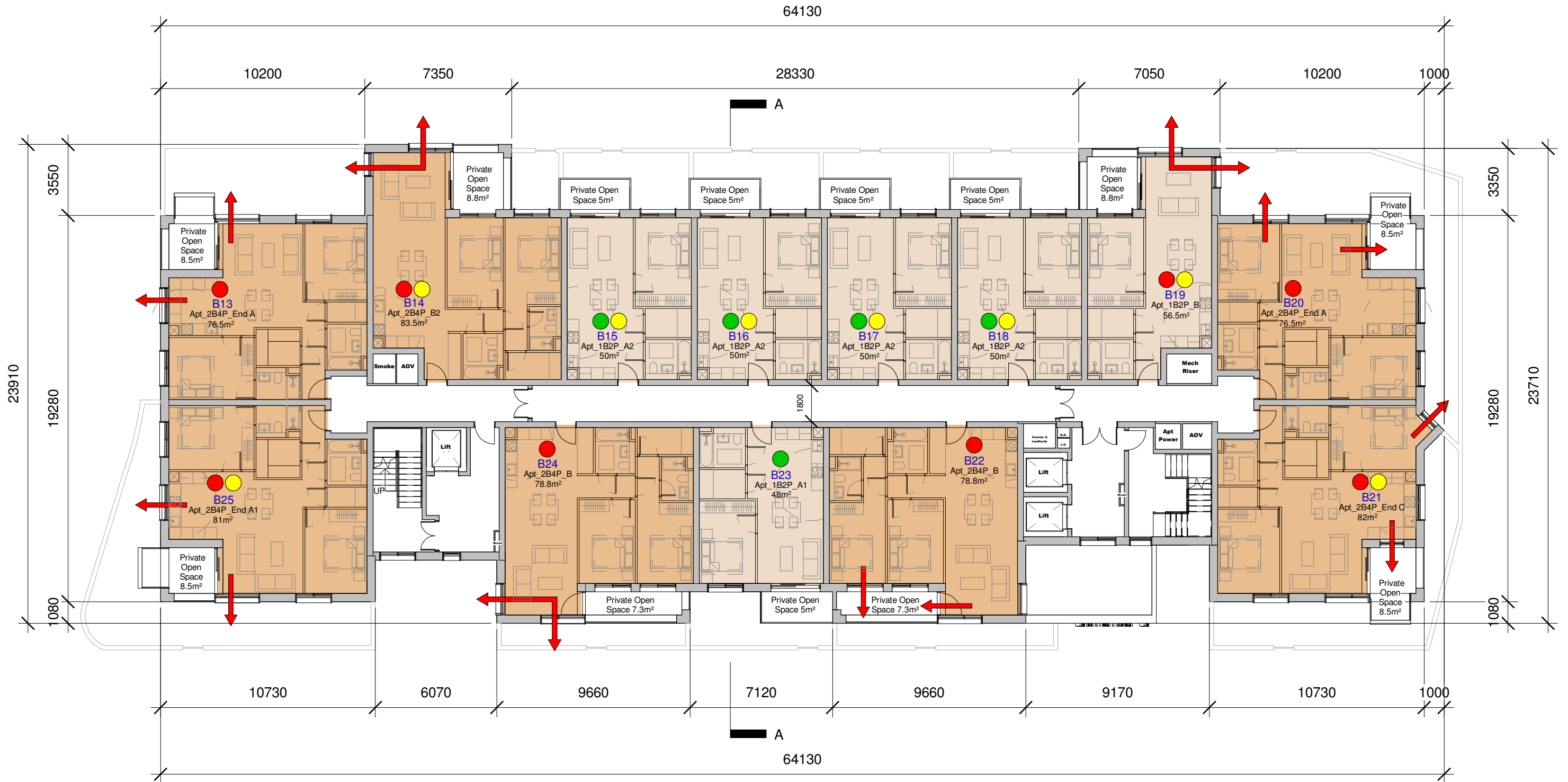
Douglas Business Park, Carrigaline Rd, Douglas, Cork, T12 P088  
T: + 353 (0)21 436 2922  
W: www.reddyarchitecture.com  
E: cork@reddyarchitecture.com

Client Details:  
**Watfore Limited**

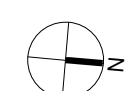
Project Details:  
**Creamfields Residential Development, Kinsale & Tramore Roads, Cork**

Drawing Title:  
**Building B\_ Floor Plan\_Level 0**

Job No. <b>P19-195C</b>	Drawn By: <b>M.Stapleton</b>	Reviewed By: <b>S. Kearns</b>	Issue Date: <b>2021.12.10</b>	Scale @A3 <b>1 : 200</b>
PURPOSE <b>3.Planning</b>	Project-Originator-Zone-Level-Type-Role-Classification-Number <b>P19-195C-RAU-BB-ZZ-DR-A- 31001</b>			Revision <b>P02</b>



1 Level 1  
1 : 200



**NOTES**

- Dual Aspect
- Single Aspect
- 10% Larger than min.

**Apartment Legend:**

- Level 2: B26-B38
- Level 3: B39-B51
- Level 4: B52-B64
- Level 5: B65-B77
- Level 6: B78-B90

REV	DATE	DRAWN	DESCRIPTION
P02	2021.12.10	CH	Issued for Planning
Issues & Revisions			



\*For information on room dimensions, apartment areas and compliance with Sustainable Urban Housing: Design Standards for New Apartments, **please refer to large scale Unit Typology sheets and Housing Quality Assessment**

**\*Typical Floor Plan Only:**  
Levels 2-6 have the same layout of 13 no. dwellings per Level, please see apartment legend on this sheet for unit numbers  
For individual floor level please refer to Building Elevations

**NOTES**

- Do not scale from this drawing. Use figured dimensions in all cases.
- Verify dimensions on site and report any discrepancies to the Architect immediately.
- This drawing to be read in conjunction with the Architect's Specification.
- © This drawing is copyright and may only be reproduced with the Architect's permission.

©Copyright Reddy Architecture & Urbanism

Status  
**Issued for Planning**

Douglas Business Park, Carrigaline Rd., Douglas, Cork, T12 P088  
T: + 353 (0)21 436 2922  
W: www.reddyarchitecture.com  
E: cork@reddyarchitecture.com

Client Details:  
**Watfore Limited**

Project Details:  
**Creamfields Residential Development, Kinsale & Tramore Roads, Cork**

Drawing Title:  
**Building B\_ Typical Floor Plan (Levels 1-6)**

Job No. <b>P19-195C</b>	Drawn By: <b>M.Stapleton</b>	Reviewed By: <b>S. Kearns</b>	Issue Date: <b>2021.12.10</b>	Scale @A3 <b>1 : 200</b>
PURPOSE <b>3.Planning</b>	Project-Originator-Zone-Level-Type-Role-Classification-Number <b>P19-195C-RAU-BB-ZZ-DR-A-</b>			Revision <b>31002</b> P02





1 West Elevation  
1 : 200

DO NOT SCALE FROM THIS DRAWING. USE FIGURED DIMENSIONS IN ALL CASES. VERIFY DIMENSIONS ON SITE AND REPORT ANY DISCREPANCIES TO THE ARCHITECTS IMMEDIATELY. THIS DRAWING TO BE READ IN CONJUNCTION WITH THE ARCHITECTS SPECIFICATION. © THIS DRAWING IS COPYRIGHT AND MAY ONLY BE REPRODUCED WITH THE ARCHITECTS PERMISSION.

REV	DATE	DRN	ISSUE
P01	2021.12.10	CH	Issued for Planning

NOTES

MATERIALS LEGEND

- |                                    |  |  |
|------------------------------------|--|--|
| 1 Selected buff brick              | 6 Selected aluminium window/door frames  | 11 Selected architectural louvered system to selected RAD colour |
| 2 Selected dark grey brick         | 7 Selected glass railing                 | 12 Selected painted galvanised steel balcony                     |
| 3 Selected decorative brick        | 8 Selected painted galvanised steel gate | 13 Selected painted/coloured render balcony                      |
| 4 Selected painted/coloured render | 9 Selected painted hardwood door         | 14 Selected dark grey brick balcony                              |
| 5 White concrete string course     | 10 Selected metal panelling              |  |

PLANNING

JOB  
Creamfields Residential Development  
Kinsale and Tramore Roads, Cork

CLIENT  
Watfore Limited

DRAWING  
Building B  
West Elevation

DATE 2021.12.10	SCALE 1:200 @ A3
DRN. CH	CHECKED SK



DWG NO.	REVISION
P19-195C-RAU-BB-ZZ-DR-A-31003	P01





1 East Elevation  
1 : 200

DO NOT SCALE FROM THIS DRAWING. USE FIGURED DIMENSIONS IN ALL CASES. VERIFY DIMENSIONS ON SITE AND REPORT ANY DISCREPANCIES TO THE ARCHITECTS IMMEDIATELY. THIS DRAWING TO BE READ IN CONJUNCTION WITH THE ARCHITECTS SPECIFICATION. © THIS DRAWING IS COPYRIGHT AND MAY ONLY BE REPRODUCED WITH THE ARCHITECTS PERMISSION.

REV	DATE	DRN	ISSUE
P01	2021.12.10	CH	Issued for Planning

NOTES

MATERIALS LEGEND

- |                                    |  |  |
|------------------------------------|--|--|
| 1 Selected buff brick              | 6 Selected aluminium window/door frames  | 11 Selected architectural louvered system to selected RAD colour |
| 2 Selected dark grey brick         | 7 Selected glass railing                 | 12 Selected painted galvanised steel balcony                     |
| 3 Selected decorative brick        | 8 Selected painted galvanised steel gate | 13 Selected painted/coloured render balcony                      |
| 4 Selected painted/coloured render | 9 Selected painted hardwood door         | 14 Selected dark grey brick balcony                              |
| 5 White concrete string course     | 10 Selected metal panelling              |  |

PLANNING

JOB  
Creamfields Residential Development  
Kinsale and Tramore Roads, Cork

CLIENT  
Watfore Limited

DRAWING  
Building B  
East Elevation

DATE 2021.12.10	SCALE 1:200 @ A3
DRN. CH	CHECKED SK



DWG NO. P19-195C-RAU-BB-ZZ-DR-A-31004	REVISION P01
--	-----------------





1 North Elevation  
1 : 200



2 South Elevation  
1 : 200

DO NOT SCALE FROM THIS DRAWING. USE FIGURED DIMENSIONS IN ALL CASES. VERIFY DIMENSIONS ON SITE AND REPORT ANY DISCREPANCIES TO THE ARCHITECTS IMMEDIATELY. THIS DRAWING TO BE READ IN CONJUNCTION WITH THE ARCHITECTS SPECIFICATION. © THIS DRAWING IS COPYRIGHT AND MAY ONLY BE REPRODUCED WITH THE ARCHITECTS PERMISSION.

REV	DATE	DRN	ISSUE
P01	2021.12.10	CH	Issued for Planning

NOTES

MATERIALS LEGEND

- |                                    |  |  |
|------------------------------------|--|--|
| 1 Selected buff brick              | 6 Selected aluminium window/door frames  | 11 Selected architectural louvered system to selected RAD colour |
| 2 Selected dark grey brick         | 7 Selected glass railing                 | 12 Selected painted galvanised steel balcony                     |
| 3 Selected decorative brick        | 8 Selected painted galvanised steel gate | 13 Selected painted/coloured render balcony                      |
| 4 Selected painted/coloured render | 9 Selected painted hardwood door         | 14 Selected dark grey brick balcony                              |
| 5 White concrete string course     | 10 Selected metal panelling              |  |

PLANNING

JOB Creamfields Residential Development Kinsale and Tramore Roads, Cork	
CLIENT Watfore Limited	
DRAWING Building B North and South Elevation	
DATE 2021.12.10	SCALE 1:200 @ A3
DRN. CH	CHECKED SK

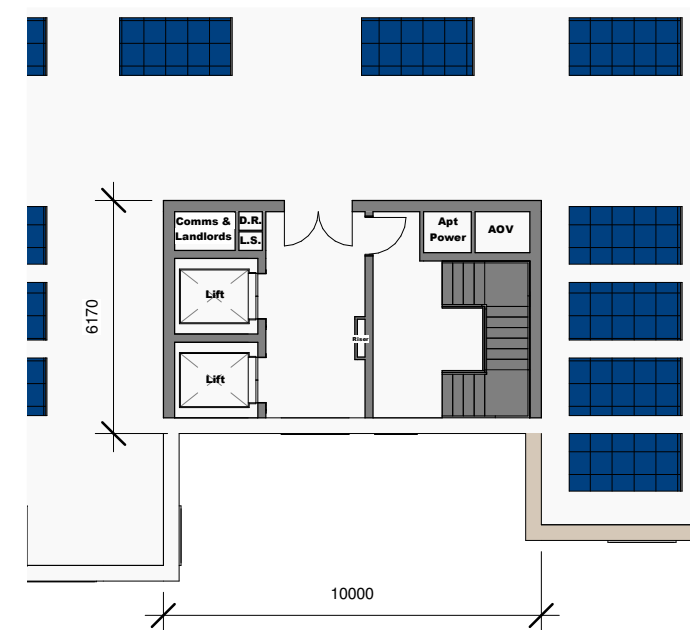
Reddy Architecture + Urbanism  
Cork Office,  
Douglas Business Centre, Carrigaline Road, Douglas, Co. Cork

T: +353 (0)21 4362922  
W: www.reddyarchitecture.com  
E: cork@reddyarchitecture.com

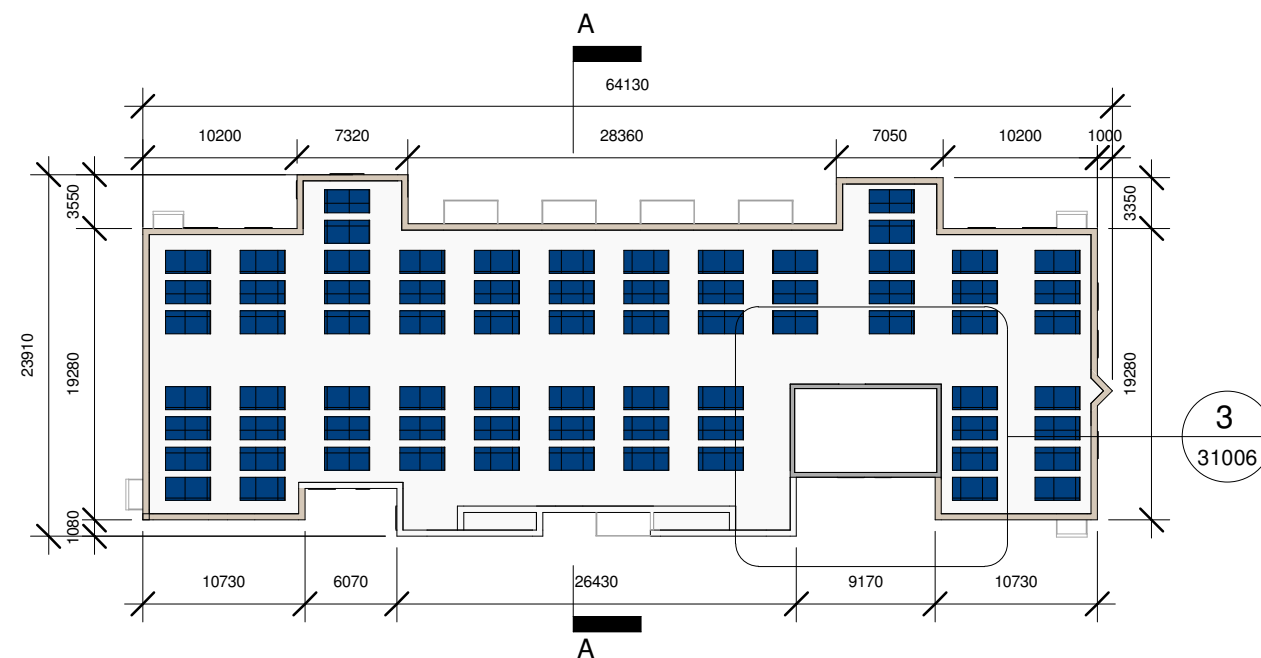
DWG NO. P19-195C-RAU-BB-ZZ-DR-A-31005	REVISION P01
--	-----------------



1 Section AA  
1 : 200



3 Level 7 - Core Plan  
1 : 200



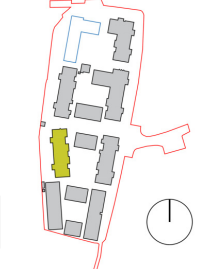
2 Roof Plan  
1 : 500

NOTES

REV	DATE	DRAWN	DESCRIPTION
P02	2021.12.10	CH	Issued for Planning

Issues & Revisions

KEY PLAN



\*For information on room dimensions, apartment areas and compliance with Sustainable Urban Housing: Design Standards for New Apartments, please refer to large scale Unit Typology sheets and Housing Quality Assessment

NOTES

- Do not scale from this drawing. Use figured dimensions in all cases.
  - Verify dimensions on site and report any discrepancies to the Architect immediately.
  - This drawing to be read in conjunction with the Architect's Specification.
  - © This drawing is copyright and may only be reproduced with the Architect's permission.
- ©Copyright Reddy Architecture & Urbanism

Status  
**Issued for Planning**



Douglas Business Park,  
Carrigaline Rd,  
Douglas, Cork,  
T12 P088  
T: + 353 (0)21 436 2922  
W: www.reddyarchitecture.com  
E: cork@reddyarchitecture.com

Client Details:  
**Watfore Limited**

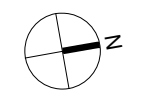
Project Details:  
**Creamfields Residential Development, Kinsale & Tramore Roads, Cork**

Drawing Title:  
**Building B\_ Section AA and Roof Plan**

Job No.	Drawn By:	Reviewed By:	Issue Date:	Scale @A3
P19-195C	A.Olalla	S. Kearns	2021.12.10	As indicated
PURPOSE	Project-Originator-Zone-Level-Type-Role-Classification-Number			Revision
3.Planning	P19-195C-RAU-BB-ZZ-DR-A- 31006			P02



1 Level 0  
1 : 200



NOTES

- Dual Aspect
- Single Aspect
- 10% Larger than min.

REV	DATE	DRAWN	DESCRIPTION
P02	2021.12.10	CH	Issued for Planning

Issues & Revisions



\*For information on room dimensions, apartment areas and compliance with Sustainable Urban Housing: Design Standards for New Apartments, **please refer to large scale Unit Typology sheets and Housing Quality Assessment**

NOTES

- Do not scale from this drawing. Use figured dimensions in all cases.
- Verify dimensions on site and report any discrepancies to the Architect immediately.
- This drawing to be read in conjunction with the Architect's Specification.
- © This drawing is copyright and may only be reproduced with the Architect's permission.

©Copyright Reddy Architecture & Urbanism

Status  
**Issued for Planning**

Douglas Business Park, Carrigaline Rd, Douglas, Cork, T12 P088  
T: + 353 (0)21 436 2922  
W: www.reddyarchitecture.com  
E: cork@reddyarchitecture.com

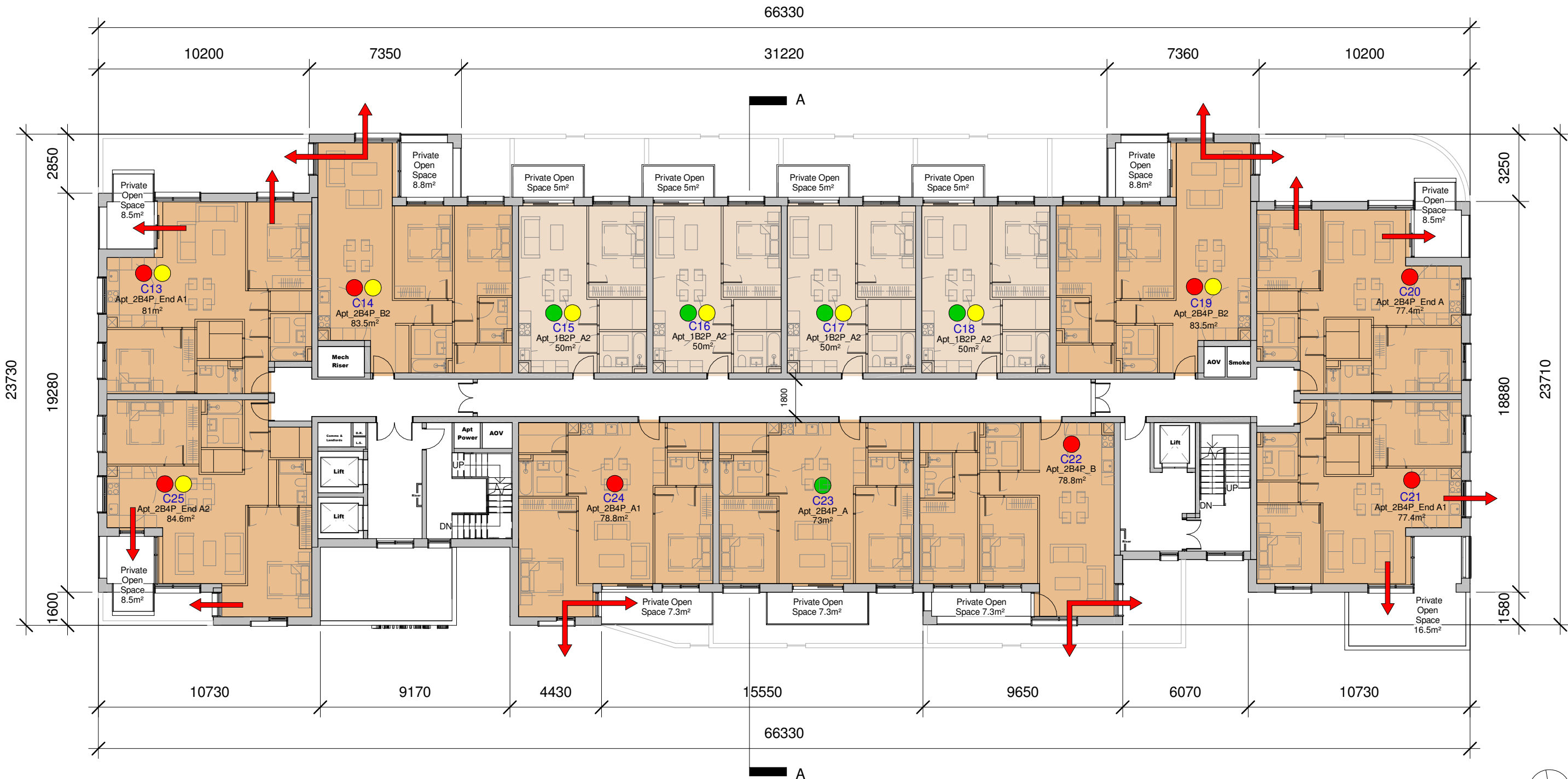
Client Details:  
**Watfore Limited**

Project Details:  
**Creamfields Residential Development, Kinsale & Tramore Roads, Cork**

Drawing Title:  
**Building C\_ Floor Plan\_Level 0**

Job No. <b>P19-195C</b>	Drawn By: <b>M.Stapleton</b>	Reviewed By: <b>S.Keams</b>	Issue Date: <b>2021.12.10</b>	Scale @A3 <b>1 : 200</b>
PURPOSE <b>3.Planning</b>	Project-Originator-Zone-Level-Type-Role-Classification-Number <b>P19-195C-RAU-BC-ZZ-DR-A- 32001</b>			Revision <b>P02</b>





NOTES

- Dual Aspect
- Single Aspect
- 10% Larger than min.

KEY PLAN



\*For information on room dimensions, apartment areas and compliance with Sustainable Urban Housing: Design Standards for New Apartments, **please refer to large scale Unit Typology sheets and Housing Quality Assessment**

NOTES

- Do not scale from this drawing. Use figured dimensions in all cases.
  - Verify dimensions on site and report any discrepancies to the Architect immediately.
  - This drawing to be read in conjunction with the Architect's Specification.
  - © This drawing is copyright and may only be reproduced with the Architect's permission.
- ©Copyright Reddy Architecture & Urbanism

Status  
**Issued for Planning**



Douglas Business Park, Carrigaline Rd, Douglas, Cork, T12 P088  
T: + 353 (0)21 436 2922  
W: www.reddyarchitecture.com  
E: cork@reddyarchitecture.com

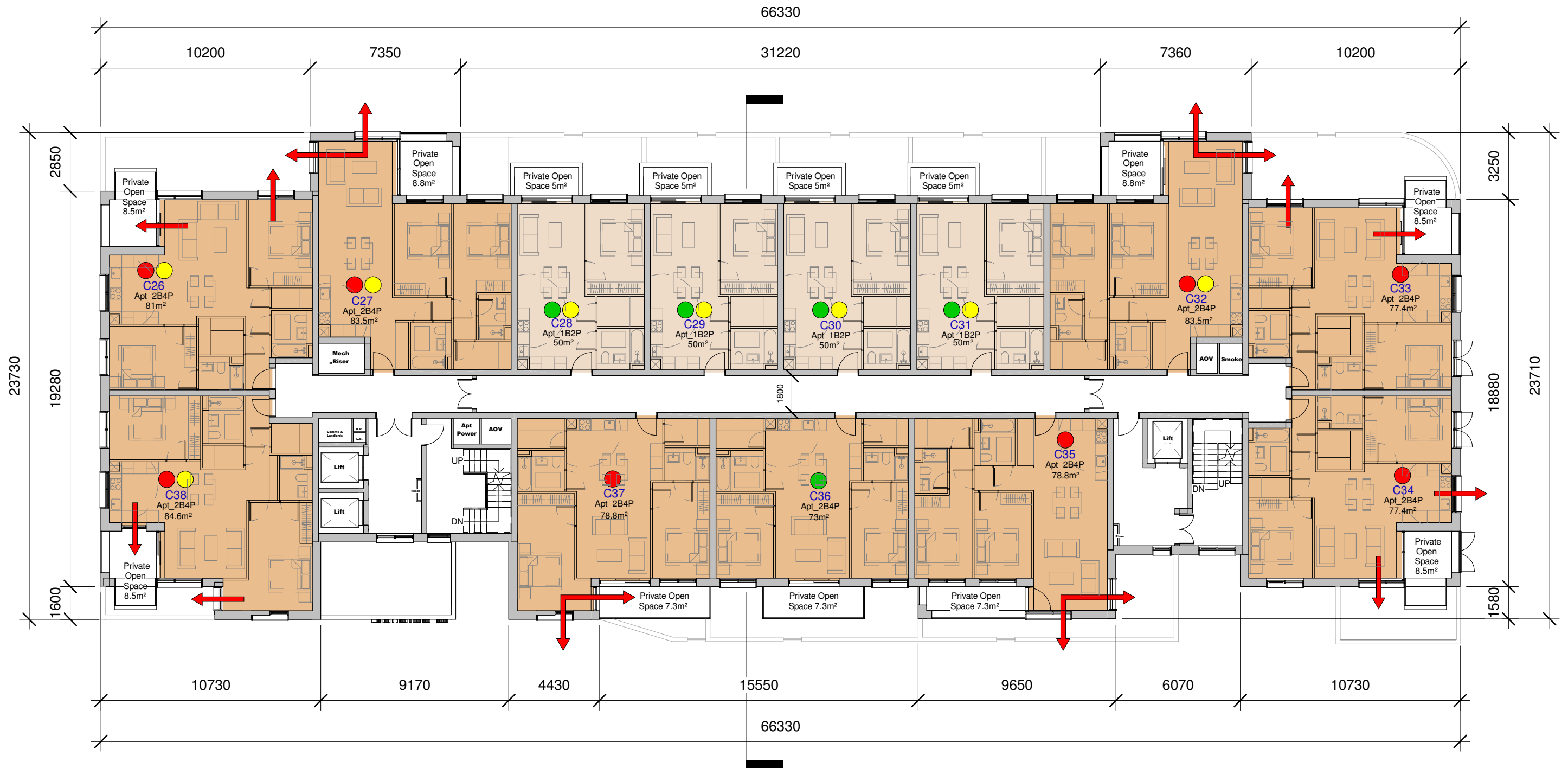
Client Details:  
**Watfore Limited**

Project Details:  
**Creamfields Residential Development, Kinsale & Tramore Roads, Cork**

Drawing Title:  
**Building C\_ Floor Plan\_Level 1**

Job No. <b>P19-195C</b>	Drawn By: <b>M.Stapleton</b>	Reviewed By: <b>S.Keams</b>	Issue Date: <b>2021.12.10</b>	Scale @A3 <b>1 : 200</b>
PURPOSE <b>3.Planning</b>	Project-Originator-Zone-Level-Type-Role-Classification-Number <b>P19-195C-RAU-BC-ZZ-DR-A- 32002</b>			Revision <b>P02</b>

REV	DATE	DRAWN	DESCRIPTION
P02	2021.12.10	CH	Issued for Planning
Issues & Revisions			



① Level 2  
1 : 200

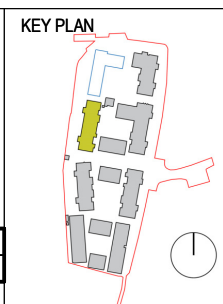
**NOTES**

- Dual Aspect
- Single Aspect
- 10% Larger than min.

**Apartment Legend:**

Level 3: C39-C51  
Level 4: C52-C64  
Level 5: C65-C77  
Level 6: C78-C90  
Level 7: C91-C103  
Level 8: C104-C116

REV	DATE	DRAWN	DESCRIPTION
P02	2021.12.10	CH	Issued for Planning
Issues & Revisions			



\*For information on room dimensions, apartment areas and compliance with Sustainable Urban Housing: Design Standards for New Apartments, **please refer to large scale Unit Typology sheets and Housing Quality Assessment**

**\*Typical Floor Plan Only:**  
Level 3-8 have the same layout of 13 no. dwellings per Level, please see apartment legend on this sheet for unit numbers. For individual floor level please refer to Building Elevations

**NOTES**

- Do not scale from this drawing. Use figured dimensions in all cases.
- Verify dimensions on site and report any discrepancies to the Architect immediately.
- This drawing to be read in conjunction with the Architect's Specification.
- © This drawing is copyright and may only be reproduced with the Architect's permission.

©Copyright Reddy Architecture & Urbanism

Status  
**Issued for Planning**

Douglas Business Park,  
Carrigaline Rd.,  
Douglas, Cork,  
T12 P088

T: + 353 (0)21 436 2922  
W: www.reddyarchitecture.com  
E: cork@reddyarchitecture.com

Client Details:  
**Watfore Limited**

Project Details:  
**Creamfields Residential Development, Kinsale & Tramore Roads, Cork**

Drawing Title:  
**Building C\_ Typical Floor Plan (Levels 2-8)**

Job No.	Drawn By:	Reviewed By:	Issue Date:	Scale @A3
P19-195C	CH	SK	2021.12.10	1 : 200

PURPOSE	Project-Originator-Zone-Level-Type-Role-Classification-Number	Revision
3. Planning	P19-195C-RAU-BC-ZZ-DR-A-	32003 P02





① West Elevation  
1 : 200

DO NOT SCALE FROM THIS DRAWING. USE FIGURED DIMENSIONS IN ALL CASES. VERIFY DIMENSIONS ON SITE AND REPORT ANY DISCREPANCIES TO THE ARCHITECTS IMMEDIATELY. THIS DRAWING TO BE READ IN CONJUNCTION WITH THE ARCHITECTS SPECIFICATION. © THIS DRAWING IS COPYRIGHT AND MAY ONLY BE REPRODUCED WITH THE ARCHITECTS PERMISSION.

NOTES

MATERIALS LEGEND

- |                                    |  |  |
|------------------------------------|--|--|
| 1 Selected buff brick              | 6 Selected aluminium window/door frames  | 11 Selected architectural louvered system to selected RAD colour |
| 2 Selected dark grey brick         | 7 Selected glass railing                 | 12 Selected painted galvanised steel balcony                     |
| 3 Selected decorative brick        | 8 Selected painted galvanised steel gate | 13 Selected painted/coloured render balcony                      |
| 4 Selected painted/coloured render | 9 Selected painted hardwood door         | 14 Selected dark grey brick balcony                              |
| 5 White concrete string course     | 10 Selected metal panelling              |  |

REV	DATE	DRN	ISSUE
P01	2021.12.10	CH	Issued for Planning

ORIGINAL SHEET SIZE = A3

PLANNING	
JOB Creamfields Residential Development Kinsale and Tramore Roads, Cork	
CLIENT Watfore Limited	
DRAWING Building C West Elevation	
DATE 2021.12.10	SCALE 1:200 @ A3
DRN. CH	CHECKED SK

Reddy Architecture + Urbanism  
Cork Office,  
Douglas Business Centre, Carrigaline Road, Douglas, Co. Cork

T: +353 (0)21 4362922  
W: www.reddyarchitecture.com  
E: cork@reddyarchitecture.com

DWG NO. P19-195C-RAU-BC-ZZ-DR-A-32004	REVISION P01
--	-----------------





1 East Elevation  
1 : 200

DO NOT SCALE FROM THIS DRAWING. USE FIGURED DIMENSIONS IN ALL CASES. VERIFY DIMENSIONS ON SITE AND REPORT ANY DISCREPANCIES TO THE ARCHITECTS IMMEDIATELY. THIS DRAWING IS TO BE READ IN CONJUNCTION WITH THE ARCHITECTS SPECIFICATION. © THIS DRAWING IS COPYRIGHT AND MAY ONLY BE REPRODUCED WITH THE ARCHITECTS PERMISSION.

REV	DATE	DRN	ISSUE
P01	2021.12.10	CH	Issued for Planning


NOTES

MATERIALS LEGEND

- |                                    |  |  |
|------------------------------------|--|--|
| 1 Selected buff brick              | 6 Selected aluminium window/door frames  | 11 Selected architectural louvered system to selected RAD colour |
| 2 Selected dark grey brick         | 7 Selected glass railing                 | 12 Selected painted galvanised steel balcony                     |
| 3 Selected decorative brick        | 8 Selected painted galvanised steel gate | 13 Selected painted/coloured render balcony                      |
| 4 Selected painted/coloured render | 9 Selected painted hardwood door         | 14 Selected dark grey brick balcony                              |
| 5 White concrete string course     | 10 Selected metal panelling              |  |

PLANNING

JOB Creamfields Residential Development Kinsale and Tramore Roads, Cork	
CLIENT Watfore Limited	
DRAWING Building C East Elevation	
DATE 2021.12.10	SCALE 1:200 @ A3
DRN. CH	CHECKED SK



Reddy Architecture + Urbanism  
Cork Office,  
Douglas Business Centre, Carrigaline Road, Douglas, Co. Cork

T: +353 (0)21 4362922  
W: www.reddyarchitecture.com  
E: cork@reddyarchitecture.com

DWG NO. P19-195C-RAU-BC-ZZ-DR-A-32005	REVISION P01
--	-----------------





1 North Elevation  
1 : 200



2 South Elevation  
1 : 200

DO NOT SCALE FROM THIS DRAWING. USE FIGURED DIMENSIONS IN ALL CASES. VERIFY DIMENSIONS ON SITE AND REPORT ANY DISCREPANCIES TO THE ARCHITECTS IMMEDIATELY. THIS DRAWING TO BE READ IN CONJUNCTION WITH THE ARCHITECTS SPECIFICATION. © THIS DRAWING IS COPYRIGHT AND MAY ONLY BE REPRODUCED WITH THE ARCHITECTS PERMISSION.

NOTES

MATERIALS LEGEND

- |                                    |  |  |
|------------------------------------|--|--|
| 1 Selected buff brick              | 6 Selected aluminium window/door frames  | 11 Selected architectural louvered system to selected RAD colour |
| 2 Selected dark grey brick         | 7 Selected glass railing                 | 12 Selected painted galvanised steel balcony                     |
| 3 Selected decorative brick        | 8 Selected painted galvanised steel gate | 13 Selected painted/coloured render balcony                      |
| 4 Selected painted/coloured render | 9 Selected painted hardwood door         | 14 Selected dark grey brick balcony                              |
| 5 White concrete string course     | 10 Selected metal panelling              |  |

REV	DATE	DRN	ISSUE
P01	2021.12.10	CH	Issued for Planning

ORIGINAL SHEET SIZE = A3


PLANNING

JOB  
Creamfields Residential Development  
Kinsale and Tramore Roads, Cork

CLIENT  
Watfore Limited

DRAWING  
Building C  
North and South Elevation

DATE 2021.12.10	SCALE 1:200 @ A3
DRN. CH	CHECKED SK

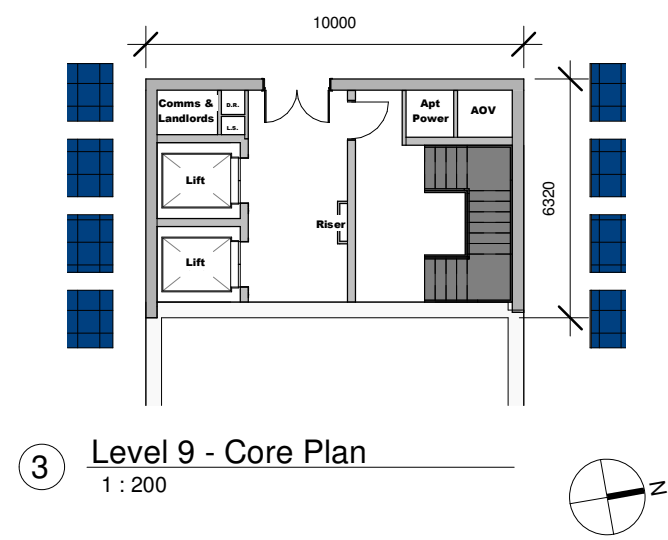


DWG NO. P19-195C-RAU-BC-ZZ-DR-A-32006	REVISION P01
--	-----------------

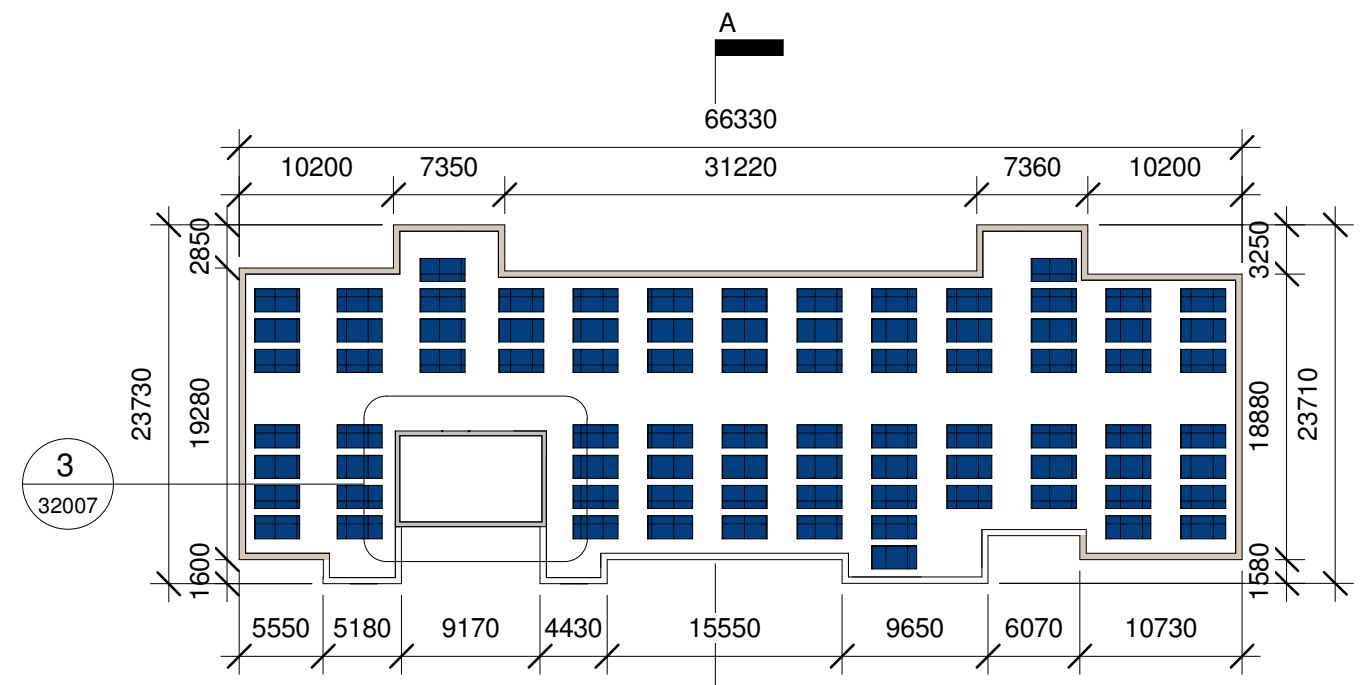




1 Section AA  
1 : 200



3 Level 9 - Core Plan  
1 : 200



4 Roof Plan  
1 : 500

NOTES

REV	DATE	DRAWN	DESCRIPTION
P02	2021.12.10	CH	Issued for Planning
			Issues & Revisions



\*For information on room dimensions, apartment areas and compliance with Sustainable Urban Housing: Design Standards for New Apartments, please refer to large scale Unit Typology sheets and Housing Quality Assessment

NOTES

- Do not scale from this drawing. Use figured dimensions in all cases.
- Verify dimensions on site and report any discrepancies to the Architect immediately.
- This drawing to be read in conjunction with the Architect's Specification.
- © This drawing is copyright and may only be reproduced with the Architect's permission.

©Copyright Reddy Architecture & Urbanism

Status  
**Issued for Planning**

Douglas Business Park, Carrigaline Rd, Douglas, Cork, T12 P088  
T: + 353 (0)21 436 2922  
W: www.reddyarchitecture.com  
E: cork@reddyarchitecture.com

Client Details:  
**Watfore Limited**

Project Details:  
**Creamfields Residential Development, Kinsale & Tramore Roads, Cork**

Drawing Title:  
**Building C\_ Section AA and Roof Plan**

Job No. <b>P19-195C</b>	Drawn By: <b>A.Olalla</b>	Reviewed By: <b>S.Keams</b>	Issue Date: <b>2021.12.10</b>	Scale @A3 <b>As indicated</b>
PURPOSE <b>3.Planning</b>	Project-Originator-Zone-Level-Type-Role-Classification-Number <b>P19-195C-RAU-BC-ZZ-DR-A- 32007</b>			Revision <b>P02</b>



1 Level 1  
1 : 200



NOTES

REV	DATE	DRAWN	DESCRIPTION
P02	2021.12.10	CH	Issued for Planning

Issues & Revisions



NOTES

- Do not scale from this drawing. Use figured dimensions in all cases.
- Verify dimensions on site and report any discrepancies to the Architect immediately.
- This drawing to be read in conjunction with the Architect's Specification.
- © This drawing is copyright and may only be reproduced with the Architect's permission.

©Copyright Reddy Architecture & Urbanism

Status  
**Issued for Planning**

**reddy**architecture  
+urbanism

Douglas Business Park, Carrigaline Rd, Douglas, Cork, T12 P088

T: + 353 (0)21 436 2922  
W: www.reddyarchitecture.com  
E: cork@reddyarchitecture.com

Client Details: <b>Watfore Limited</b>				
Project Details: <b>Creamfields Residential Development, Kinsale &amp; Tramore Roads, Cork</b>				
Drawing Title: <b>Building E_ Floor Plan_Level 1</b>				
Job No. <b>P19-195C</b>	Drawn By: <b>M.Stapleton</b>	Reviewed By: <b>S.Keams</b>	Issue Date: <b>2021.12.10</b>	Scale @A3 <b>1 : 200</b>
PURPOSE <b>3.Planning</b>	Project-Originator-Zone-Level-Type-Role-Classification-Number <b>P19-195C-RAU-BE-ZZ-DR-A- 33001</b>			Revision <b>P02</b>

Client Details: <b>Watfore Limited</b>				
Project Details: <b>Creamfields Residential Development, Kinsale &amp; Tramore Roads, Cork</b>				
Drawing Title: <b>Building E_ Floor Plan_Level 1</b>				
Job No. <b>P19-195C</b>	Drawn By: <b>M.Stapleton</b>	Reviewed By: <b>S.Keams</b>	Issue Date: <b>2021.12.10</b>	Scale @A3 <b>1 : 200</b>
PURPOSE <b>3.Planning</b>	Project-Originator-Zone-Level-Type-Role-Classification-Number <b>P19-195C-RAU-BE-ZZ-DR-A- 33001</b>			Revision <b>P02</b>



① Level 2  
1 : 200

NOTES

- Dual Aspect
- Single Aspect
- 10% Larger than min.

**Apartment Legend:**

- Level 3: E13-E24
- Level 4: E25-E36
- Level 5: E37-E48
- Level 6: E49-E60

REV	DATE	DRAWN	DESCRIPTION
P02	2021.12.10	CH	Issued for Planning

Issues & Revisions



\*For information on room dimensions, apartment areas and compliance with Sustainable Urban Housing: Design Standards for New Apartments, **please refer to large scale Unit Typology sheets and Housing Quality Assessment**

**\*Typical Floor Plan Only:**  
Levels 3-6 have the same layout of 12 no. dwellings per Level, please see apartment legend on this sheet for unit numbers  
For individual floor level please refer to Building Elevations

NOTES

- Do not scale from this drawing. Use figured dimensions in all cases.
- Verify dimensions on site and report any discrepancies to the Architect immediately.
- This drawing to be read in conjunction with the Architect's Specification.
- © This drawing is copyright and may only be reproduced with the Architect's permission.

©Copyright Reddy Architecture & Urbanism

Status  
**Issued for Planning**

Douglas Business Park, Carrigaline Rd, Douglas, Cork, T12 P088  
T: + 353 (0)21 436 2922  
W: www.reddyarchitecture.com  
E: cork@reddyarchitecture.com

Client Details:  
**Watfore Limited**

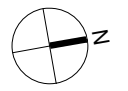
Project Details:  
**Creamfields Residential Development, Kinsale & Tramore Roads, Cork**

Drawing Title:  
**Building E\_ Typical Floor Plan (Levels 2-6)**

Job No. <b>P19-195C</b>	Drawn By: <b>M.Stapleton</b>	Reviewed By: <b>S.Kearns</b>	Issue Date: <b>2021.12.10</b>	Scale @A3 <b>1 : 200</b>
PURPOSE <b>3.Planning</b>	Project-Originator-Zone-Level-Type-Role-Classification-Number <b>P19-195C-RAU-BE-ZZ-DR-A- 33002</b>			Revision <b>P02</b>



1 Level 7  
1 : 200



NOTES

- Dual Aspect
- Single Aspect
- 10% Larger than min.

**Apartment Legend:**  
Level 8: E71-E80

REV	DATE	DRAWN	DESCRIPTION
P02	2021.12.10	CH	Issued for Planning

Issues & Revisions



\*For information on room dimensions, apartment areas and compliance with Sustainable Urban Housing: Design Standards for New Apartments, **please refer to large scale Unit Typology sheets and Housing Quality Assessment**

**\*Typical Floor Plan Only:**  
Level 8 has the same layout of 10 no. dwellings per Level, please see apartment legend on this sheet for unit numbers  
For individual floor level please refer to Building Elevations

NOTES

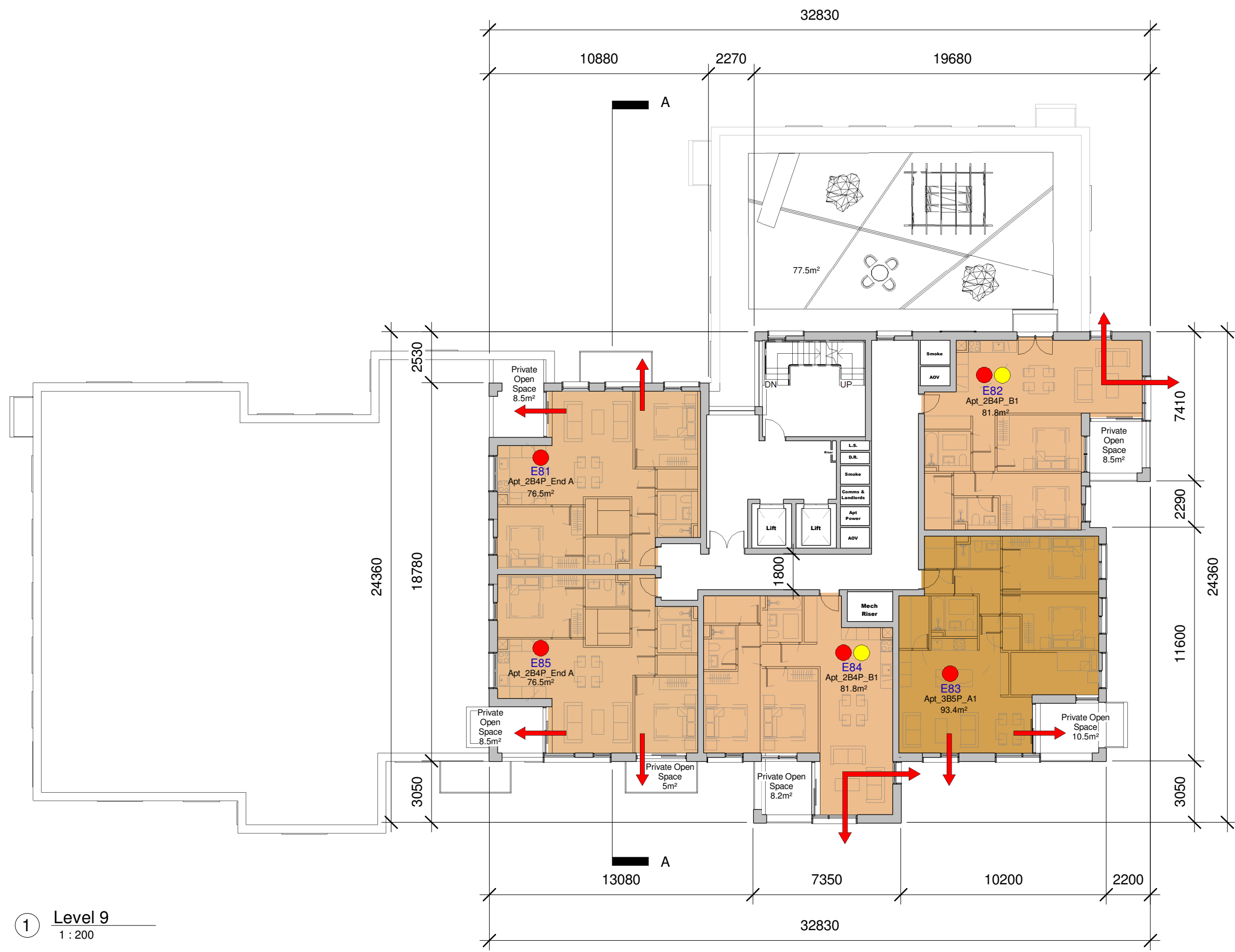
- Do not scale from this drawing. Use figured dimensions in all cases.
- Verify dimensions on site and report any discrepancies to the Architect immediately.
- This drawing to be read in conjunction with the Architect's Specification.
- © This drawing is copyright and may only be reproduced with the Architect's permission.

©Copyright Reddy Architecture & Urbanism

Status  
**Issued for Planning**

Douglas Business Park, Carrigaline Rd, Douglas, Cork, T12 P088  
T: + 353 (0)21 436 2922  
W: www.reddyarchitecture.com  
E: cork@reddyarchitecture.com

Client Details: <b>Watfore Limited</b>				
Project Details: <b>Creamfields Residential Development, Kinsale &amp; Tramore Roads, Cork</b>				
Drawing Title: <b>Building E_ Typical Floor Plan (Levels 7-8)</b>				
Job No. <b>P19-195C</b>	Drawn By: <b>M.Stapleton</b>	Reviewed By: <b>S.Kearns</b>	Issue Date: <b>2021.12.10</b>	Scale @A3 <b>1 : 200</b>
PURPOSE <b>3.Planning</b>	Project-Originator-Zone-Level-Type-Role-Classification-Number <b>P19-195C-RAU-BE-ZZ-DR-A- 33003</b>			Revision <b>P02</b>



**NOTES**

- Dual Aspect
- 10% Larger than min.

**Apartment Legend:**

- Level 10: E86-E90
- Level 11: E91-E95
- Level 12: E96-E100
- Level 13: E101-E105
- Level 14: E106-E110
- Level 15: E111-E115

REV	DATE	DRAWN	DESCRIPTION
P02	2021.12.10	CH	Issued for Planning
Issues & Revisions			



\*For information on room dimensions, apartment areas and compliance with Sustainable Urban Housing: Design Standards for New Apartments, **please refer to large scale Unit Typology sheets and Housing Quality Assessment**

**\*Typical Floor Plan Only:**  
 Levels 10-15 have the same layout of 5 no. dwellings per Level, please see apartment legend on this sheet for unit numbers  
 For individual floor level please refer to Building Elevations

**NOTES**

- Do not scale from this drawing. Use figured dimensions in all cases.
- Verify dimensions on site and report any discrepancies to the Architect immediately.
- This drawing to be read in conjunction with the Architect's Specification.
- © This drawing is copyright and may only be reproduced with the Architect's permission.

©Copyright Reddy Architecture & Urbanism

Status  
**Issued for Planning**

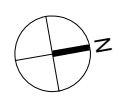
Douglas Business Park, Carrigaline Rd, Douglas, Cork, T12 P088  
 T: + 353 (0)21 436 2922  
 W: www.reddyarchitecture.com  
 E: cork@reddyarchitecture.com

Client Details:  
**Watfore Limited**

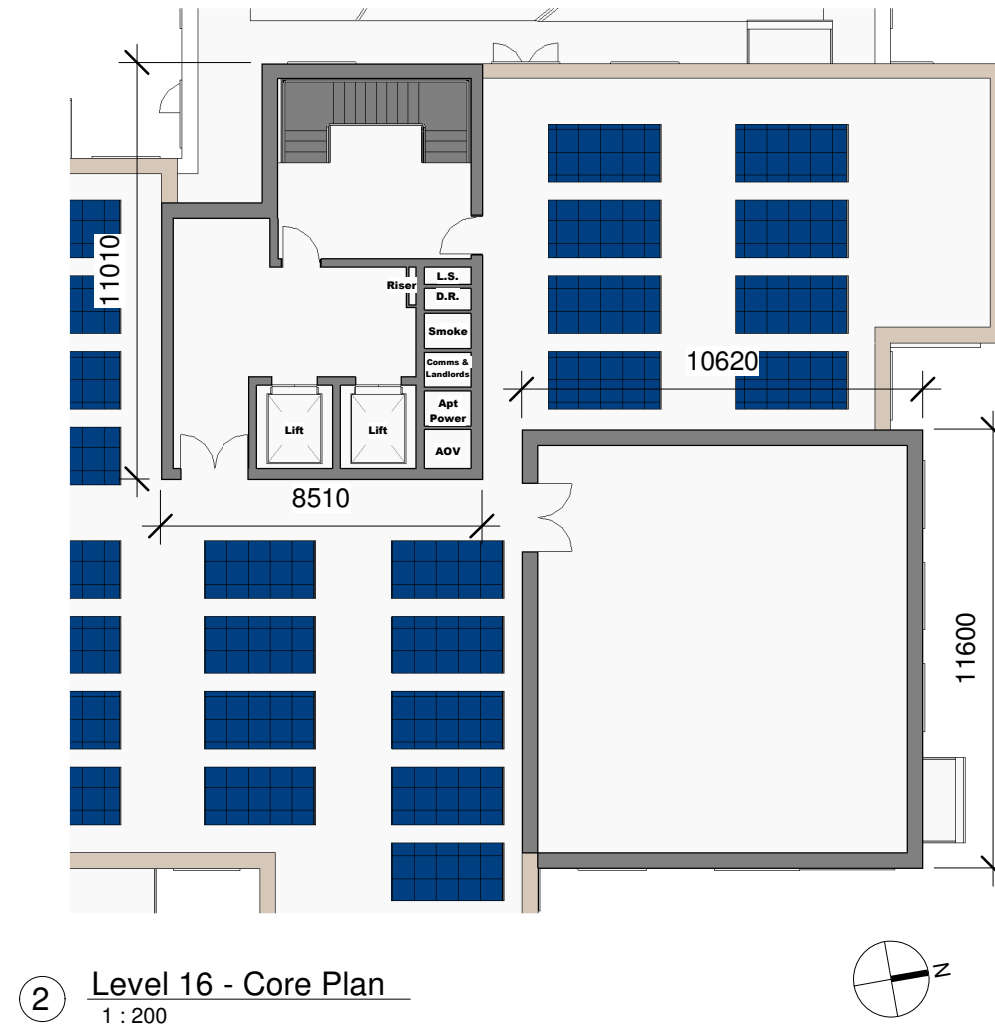
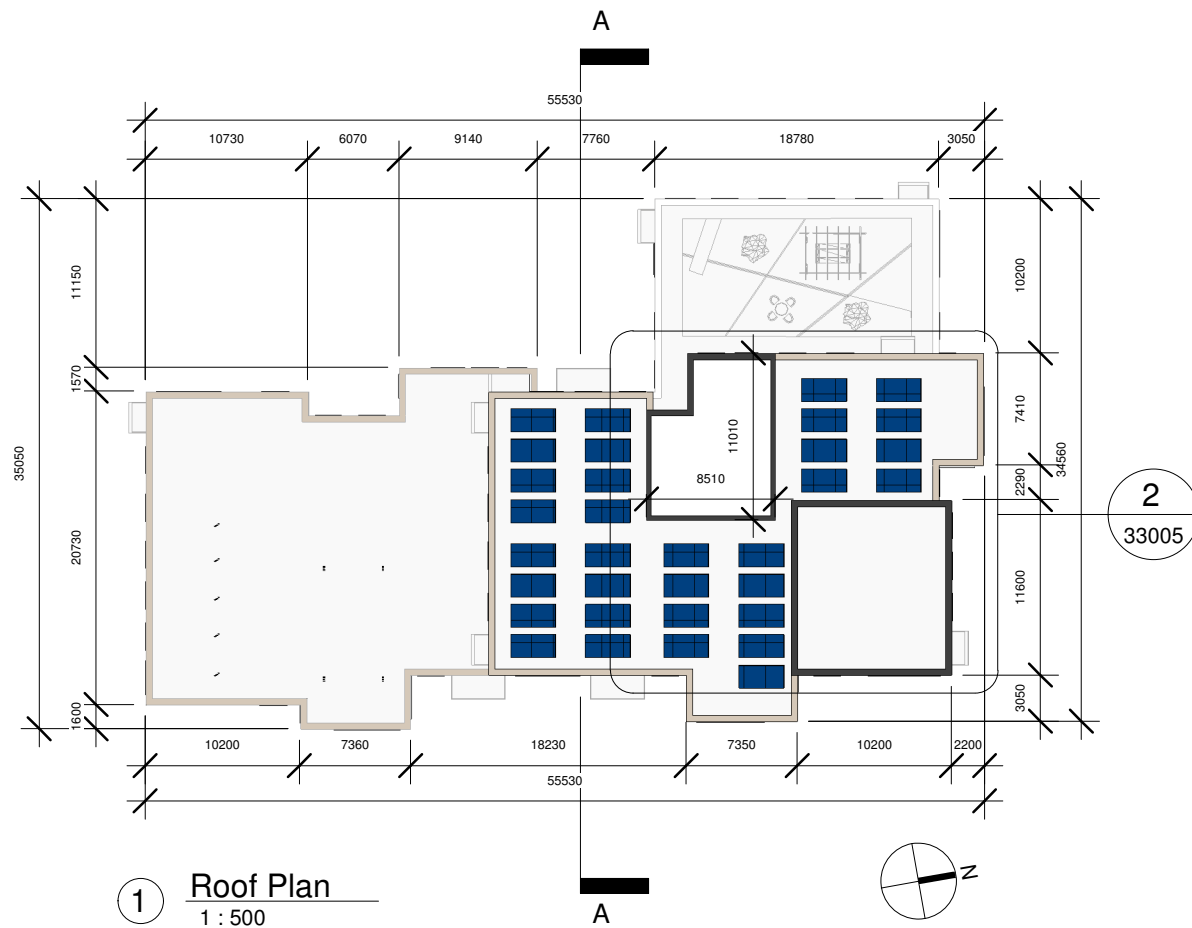
Project Details:  
**Creamfields Residential Development, Kinsale & Tramore Roads, Cork**

Drawing Title:  
**Building E\_ Typical Floor Plan (Levels 9-15)**

Job No. <b>P19-195C</b>	Drawn By: <b>M.Stapleton</b>	Reviewed By: <b>S.Kearns</b>	Issue Date: <b>2021.12.10</b>	Scale @A3 <b>1 : 200</b>
PURPOSE <b>3.Planning</b>		Project-Originator-Zone-Level-Type-Role-Classification-Number <b>P19-195C-RAU-BE-ZZ-DR-A- 33004</b>		
				Revision <b>P02</b>







NOTES

KEY PLAN



NOTES

- Do not scale from this drawing. Use figured dimensions in all cases.
  - Verify dimensions on site and report any discrepancies to the Architect immediately.
  - This drawing to be read in conjunction with the Architect's Specification.
  - © This drawing is copyright and may only be reproduced with the Architect's permission.
- ©Copyright Reddy Architecture & Urbanism

Status  
**Issued for Planning**



Douglas Business Park, Carrigaline Rd, Douglas, Cork, T12 P088  
T: + 353 (0)21 436 2922  
W: www.reddyarchitecture.com  
E: cork@reddyarchitecture.com

Client Details:  
**Watfore Limited**

Project Details:  
**Creamfields Residential Development, Kinsale & Tramore Roads, Cork**

Drawing Title:  
**Building E\_ Roof Plan**

Job No. <b>P19-195C</b>	Drawn By: <b>A.Olalla</b>	Reviewed By: <b>S.Keams</b>	Issue Date: <b>2021.12.10</b>	Scale @A3 <b>As indicated</b>
PURPOSE <b>3.Planning</b>	Project-Originator-Zone-Level-Type-Role-Classification-Number <b>P19-195C-RAU-BE-ZZ-DR-A- 33005</b>			Revision <b>P02</b>

REV	DATE	DRAWN	DESCRIPTION
P02	2021.12.10	CH	Issued for Planning
Issues & Revisions			



1 East Elevation  
1 : 200



DO NOT SCALE FROM THIS DRAWING. USE FIGURED DIMENSIONS IN ALL CASES. VERIFY DIMENSIONS ON SITE AND REPORT ANY DISCREPANCIES TO THE ARCHITECTS IMMEDIATELY. THIS DRAWING TO BE READ IN CONJUNCTION WITH THE ARCHITECTS SPECIFICATION. © THIS DRAWING IS COPYRIGHT AND MAY ONLY BE REPRODUCED WITH THE ARCHITECTS PERMISSION.

NOTES

- MATERIALS LEGEND**
- 1 Selected buff brick
  - 2 Selected dark grey brick
  - 3 Selected decorative brick
  - 4 Selected painted/coloured render
  - 5 White concrete string course
  - 6 Selected aluminium window/door frames
  - 7 Selected glass railing
  - 8 Selected painted galvanised steel gate
  - 9 Selected painted hardwood door
  - 10 Selected metal panelling
  - 11 Selected architectural louvered system to selected RAD colour
  - 12 Selected painted galvanised steel balcony
  - 13 Selected painted/coloured render balcony
  - 14 Selected dark grey brick balcony

REV	DTE	DRN	ISSUE
P01	2021.12.10	CH	ISSUED FOR PLANNING

Reddy Architecture + Urbanism  
Dublin Office: Dartry Mills, Dartry Road, Dublin 6  
Cork Office: Douglas Business Centre, Carrigaline Road, Douglas, Co. Cork  
T: Dublin: +353 1 498 7000, Cork: +353 (0)21 4362922  
W: www.reddyarchitecture.com  
E: dublin@reddyarchitecture.com, cork@reddyarchitecture.com

PLANNING	
JOB Creamfields Residential Development Kinsale and Tramore Roads, Cork	
CLIENT Watfore Limited	
DRAWING Building E East Elevation	
DATE 2021.12.10	SCALE 1:200 @ A3
DRN. CH	CHECKED SK
JOB NO. P19-195C-RAU-BE-ZZ-DR-A-33006	REVISION P01

ORIGINAL SHEET SIZE = A3



DO NOT SCALE FROM THIS DRAWING. USE FIGURED DIMENSIONS IN ALL CASES.  
 VERIFY DIMENSIONS ON SITE AND REPORT ANY DISCREPANCIES TO THE ARCHITECTS IMMEDIATELY. THIS DRAWING TO BE READ IN CONJUNCTION WITH THE ARCHITECTS SPECIFICATION. © THIS DRAWING IS COPYRIGHT AND MAY ONLY BE REPRODUCED WITH THE ARCHITECTS PERMISSION.

NOTES

MATERIALS LEGEND

- 1 Selected buff brick
- 2 Selected dark grey brick
- 3 Selected decorative brick
- 4 Selected painted/coloured render
- 5 White concrete string course
- 6 Selected aluminium window/door frames
- 7 Selected glass railing
- 8 Selected painted galvanised steel gate
- 9 Selected painted hardwood door
- 10 Selected metal panelling
- 11 Selected architectural louvered system to selected RAD colour
- 12 Selected painted galvanised steel balcony
- 13 Selected painted/coloured render balcony
- 14 Selected dark grey brick balcony

REV	DTE	DRN	ISSUE
P01	2021.12.10	CH	ISSUED FOR PLANNING



Reddy Architecture + Urbanism  
 Dublin Office: Dartry Mills, Dartry Road, Dublin 6  
 Cork Office: Douglas Business Centre, Carrigaline Road, Douglas, Co. Cork  
 T: Dublin: +353 1 498 7000, Cork: +353 (0)21 4362922  
 W: www.reddyarchitecture.com  
 E: dublin@reddyarchitecture.com, cork@reddyarchitecture.com

**PLANNING**

JOB  
 Creamfields Residential Development  
 Kinsale and Tramore Roads, Cork

CLIENT  
 Watfore Limited

DRAWING  
 Building E  
 West Elevation

DATE	2021.12.10	SCALE	1:200 @ A3
DRN.	CH	CHECKED	SK

JOB NO. DWG NO. REVISION  
 P19-195C-RAU-BE-ZZ-DR-A-33007 P01

1 West Elevation  
 1 : 200



ORIGINAL SHEET SIZE = A3



DO NOT SCALE FROM THIS DRAWING. USE FIGURED DIMENSIONS IN ALL CASES. VERIFY DIMENSIONS ON SITE AND REPORT ANY DISCREPANCIES TO THE ARCHITECTS IMMEDIATELY. THIS DRAWING IS TO BE READ IN CONJUNCTION WITH THE ARCHITECTS SPECIFICATION. © THIS DRAWING IS COPYRIGHT AND MAY ONLY BE REPRODUCED WITH THE ARCHITECTS PERMISSION.

NOTES

MATERIALS LEGEND

- 1 Selected buff brick
- 2 Selected dark grey brick
- 3 Selected decorative brick
- 4 Selected painted/coloured render
- 5 White concrete string course
- 6 Selected aluminium window/door frames
- 7 Selected glass railing
- 8 Selected painted galvanised steel gate
- 9 Selected painted hardwood door
- 10 Selected metal panelling
- 11 Selected architectural louvered system to selected RAD colour
- 12 Selected painted galvanised steel balcony
- 13 Selected painted/coloured render balcony
- 14 Selected dark grey brick balcony

P01	2021.12.10	CH	ISSUED FOR PLANNING
REV	DTE	DRN	ISSUE



Reddy Architecture + Urbanism  
 Dublin Office: Dartry Mills, Dartry Road, Dublin 6  
 Cork Office: Douglas Business Centre, Carrigaline Road, Douglas, Co. Cork  
 T: Dublin: +353 1 498 7000, Cork: +353 (0)21 4362922  
 W: www.reddyarchitecture.com  
 E: dublin@reddyarchitecture.com, cork@reddyarchitecture.com

PLANNING

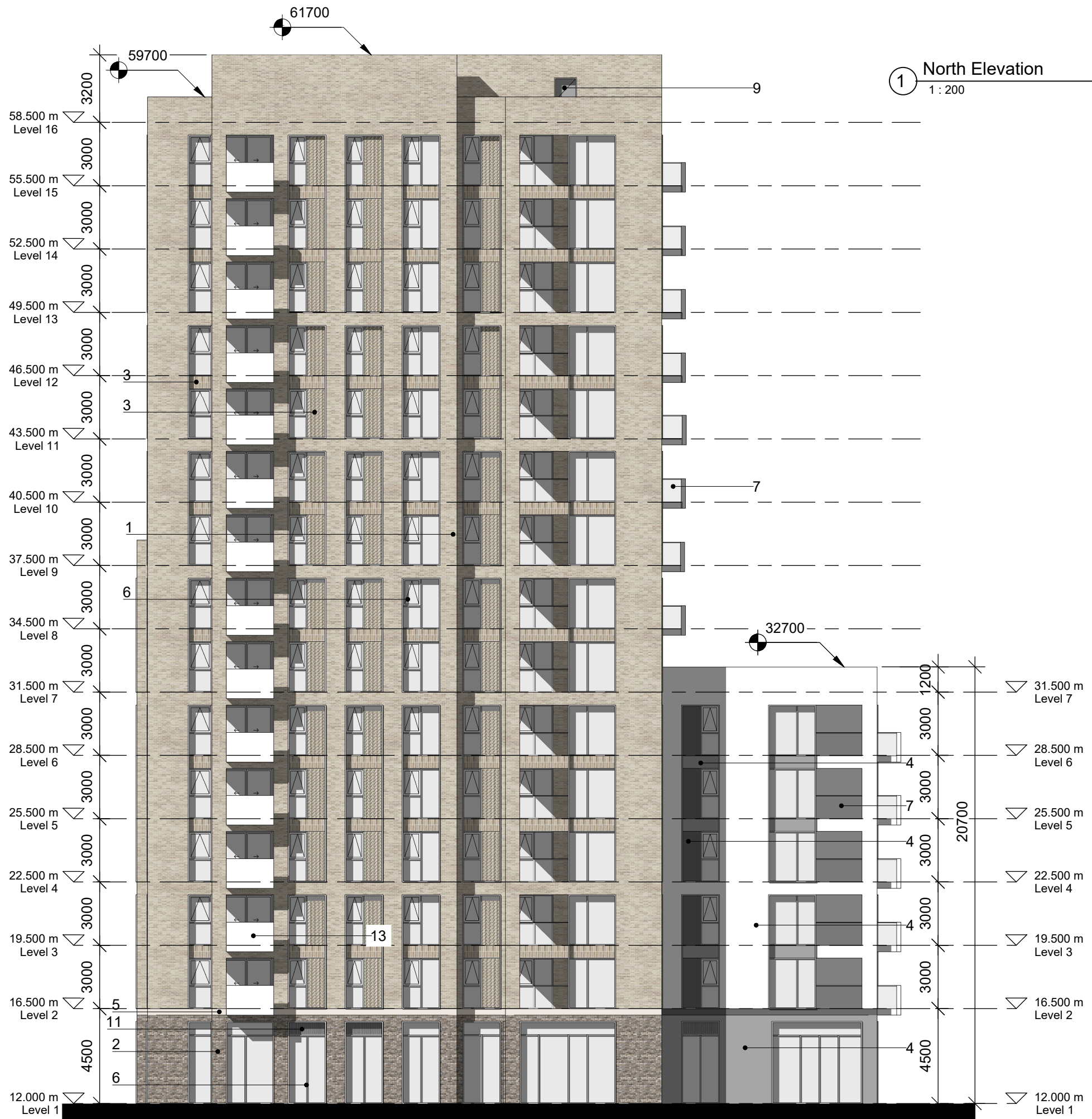
JOB  
 Creamfields Residential Development  
 Kinsale and Tramore Roads, Cork

CLIENT  
 Watfore Limited

DRAWING  
 Building E  
 North Elevation

DATE	2021.12.10	SCALE	1:200 @ A3
DRN.	CH	CHECKED	SK

JOB NO.	DWG NO.	REVISION
P19-195C-RAU-BE-ZZ-DR-A	33008	P01



ORIGINAL SHEET SIZE = A3



DO NOT SCALE FROM THIS DRAWING. USE FIGURED DIMENSIONS IN ALL CASES. VERIFY DIMENSIONS ON SITE AND REPORT ANY DISCREPANCIES TO THE ARCHITECTS IMMEDIATELY. THIS DRAWING IS TO BE READ IN CONJUNCTION WITH THE ARCHITECTS SPECIFICATION. © THIS DRAWING IS COPYRIGHT AND MAY ONLY BE REPRODUCED WITH THE ARCHITECTS PERMISSION.

NOTES

MATERIALS LEGEND

- 1 Selected buff brick
- 2 Selected dark grey brick
- 3 Selected decorative brick
- 4 Selected painted/coloured render
- 5 White concrete string course
- 6 Selected aluminium window/door frames
- 7 Selected glass railing
- 8 Selected painted galvanised steel gate
- 9 Selected painted hardwood door
- 10 Selected metal panelling
- 11 Selected architectural louvered system to selected RAD colour
- 12 Selected painted galvanised steel balcony
- 13 Selected painted/coloured render balcony
- 14 Selected dark grey brick balcony

P01	2021.12.10	CH	ISSUED FOR PLANNING
REV	DTE	DRN	ISSUE



Reddy Architecture + Urbanism  
 Dublin Office: Dartry Mills, Dartry Road, Dublin 6  
 Cork Office: Douglas Business Centre, Carrigaline Road, Douglas, Co. Cork  
 T: Dublin: +353 1 498 7000, Cork: +353 (0)21 4362922  
 W: www.reddyarchitecture.com  
 E: dublin@reddyarchitecture.com, cork@reddyarchitecture.com

PLANNING

JOB  
 Creamfields Residential Development  
 Kinsale and Tramore Roads, Cork

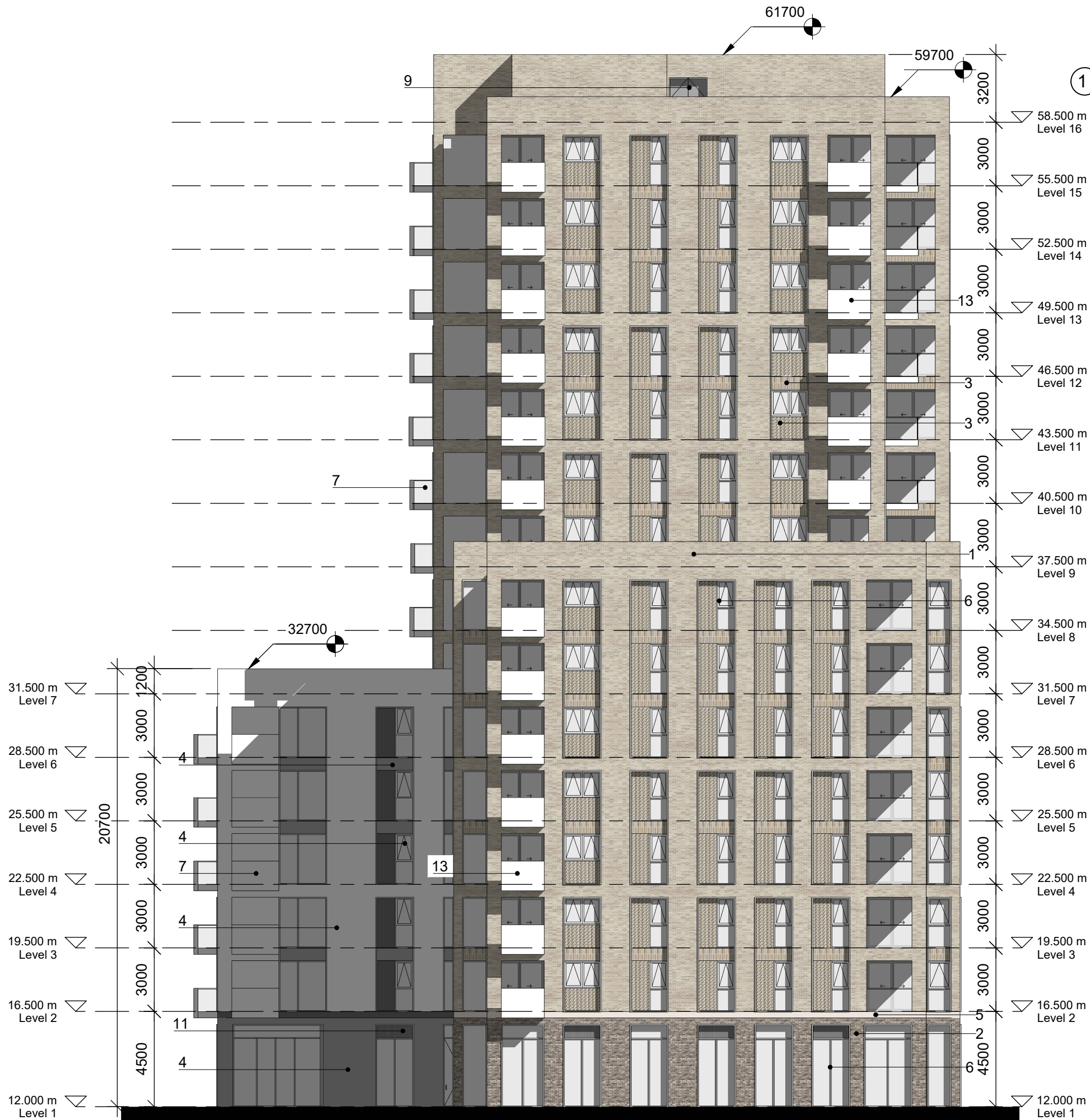
CLIENT  
 Watfore Limited

DRAWING  
 Building E  
 North Elevation

DATE	2021.12.10	SCALE	1:200 @ A3
DRN.	CH	CHECKED	SK

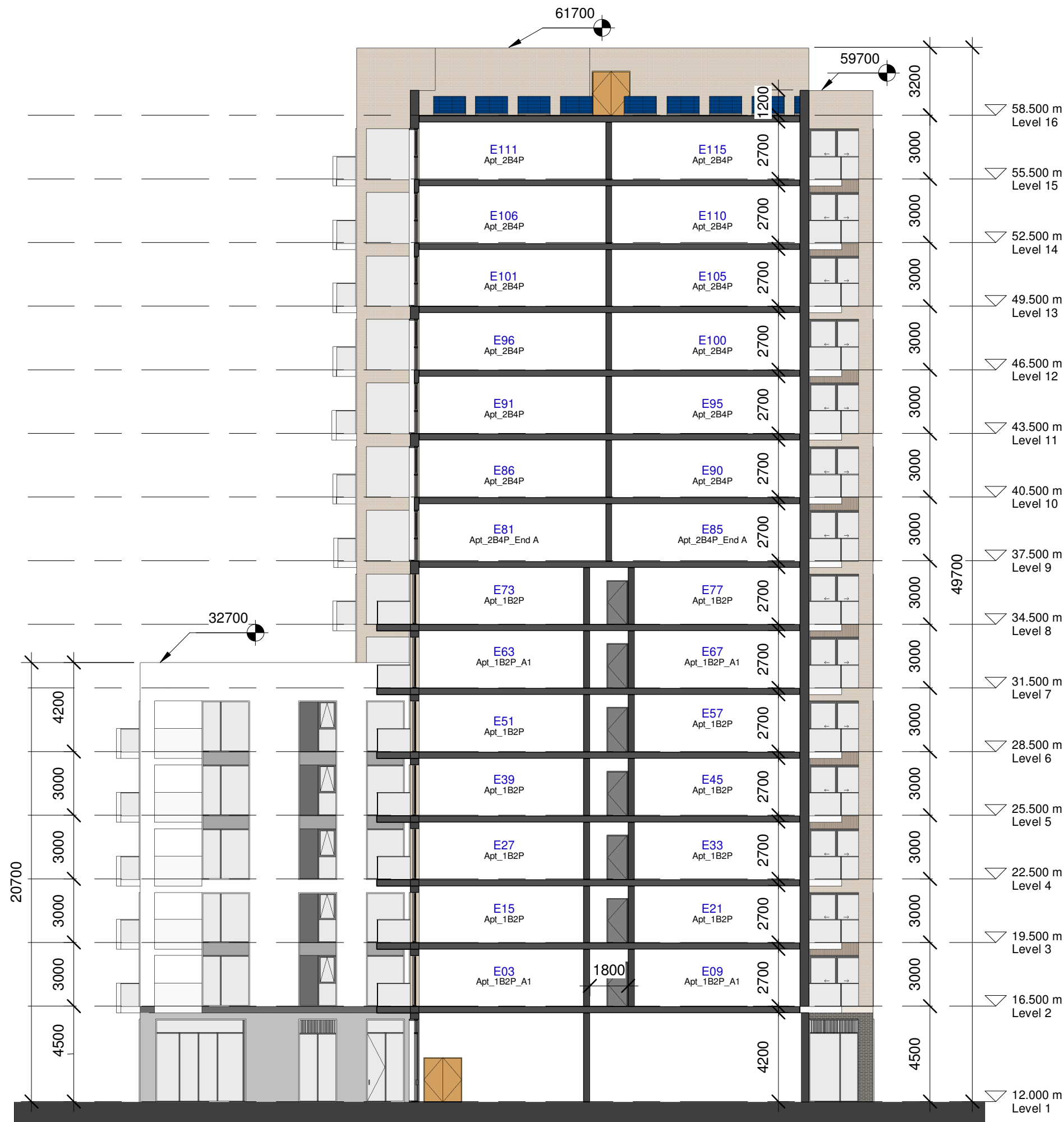
JOB NO.	DWG NO.	REVISION
P19-195C-RAU-BE-ZZ-DR-A-33009		P01

1 South Elevation  
 1 : 200



ORIGINAL SHEET SIZE = A3

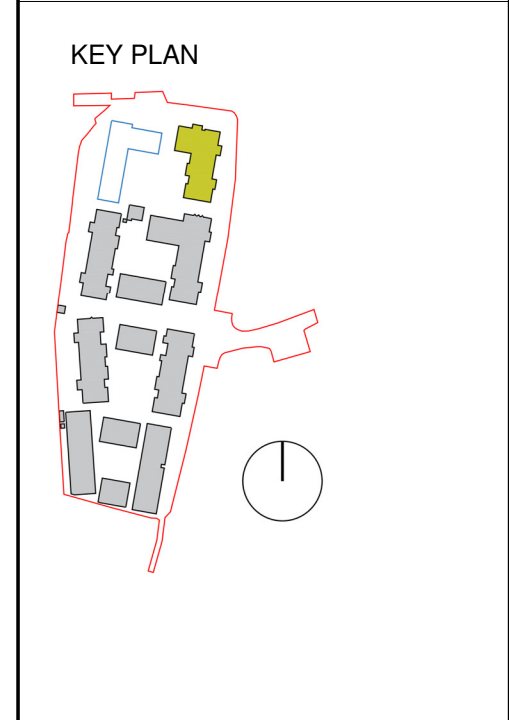




1 Section AA  
1 : 200

**Notes:**

- Do not scale from this drawing. Use figured dimensions in all cases.
- Verify dimensions on site and report any discrepancies to the Architect immediately.
- This drawing is to be read in conjunction with the Architect's Specification.
- © This drawing is copyright and may only be reproduced with the Architect's permission.



Rev.	Date	Drwn	Details of Issue / Revision
	2021.12.10	CH	Issued for Planning
Issues & Revisions			

W: [www.reddyarchitecture.com](http://www.reddyarchitecture.com)  
E: [info@reddyarchitecture.com](mailto:info@reddyarchitecture.com)

**Client Details:**  
Watfore Limited

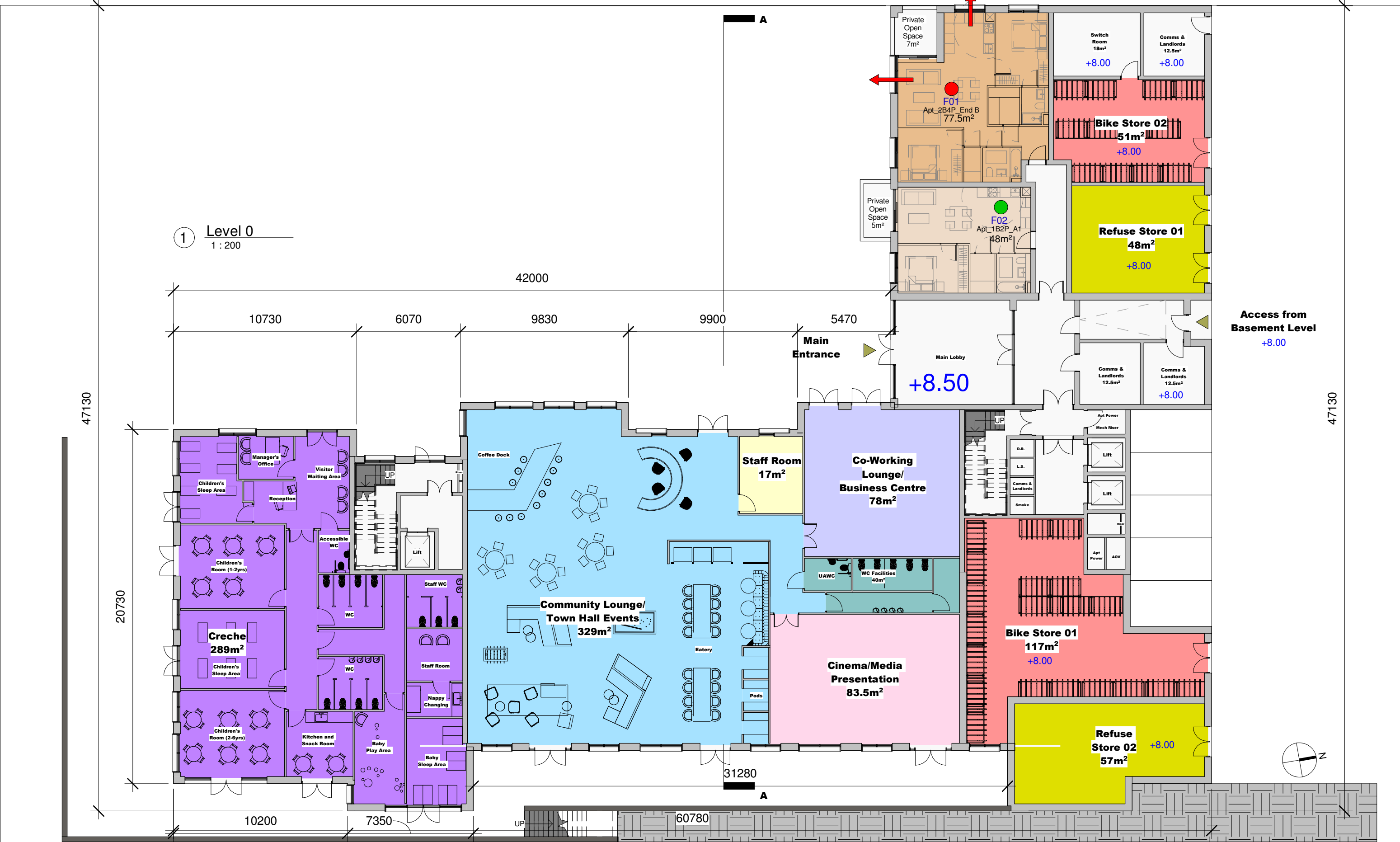
**Project Details:**  
Creamfields Residential Development  
Kinsale & Tramore Roads, Cork

**Drawing Title:**  
Building E Section AA

Job No. <b>P19-195C</b>	Sheet Size: A3	Scale @A3 1:200
Issue Date: 2021.12.10	Drawn By: CH	Reviewed By: SK

Status: **03** Purpose of Issue: Issued for Planning

Drawing Number	Revision
<b>P19-195C-RAU-BE-ZZ-DR-A-33010</b>	



NOTES

- Dual Aspect
- Single Aspect

REV	DATE	DRAWN	DESCRIPTION
P02	2021.12.10	CH	Issued for Planning

Issues & Revisions



\*For information on room dimensions, apartment areas and compliance with Sustainable Urban Housing: Design Standards for New Apartments, **please refer to large scale Unit Typology sheets and Housing Quality Assessment**

NOTES

- Do not scale from this drawing. Use figured dimensions in all cases.
- Verify dimensions on site and report any discrepancies to the Architect immediately.
- This drawing to be read in conjunction with the Architect's Specification.
- © This drawing is copyright and may only be reproduced with the Architect's permission.

©Copyright Reddy Architecture & Urbanism

Status  
**Issued for Planning**

Douglas Business Park, Carrigaline Rd, Douglas, Cork, T12 P088  
T: + 353 (0)21 436 2922  
W: www.reddyarchitecture.com  
E: cork@reddyarchitecture.com

Client Details: <b>Watfore Limited</b>				
Project Details: <b>Creamfields Residential Development, Kinsale &amp; Tramore Roads, Cork</b>				
Drawing Title: <b>Building F_ Floor Plan_Level 0</b>				
Job No. <b>P19-195C</b>	Drawn By: <b>M.Stapleton</b>	Reviewed By: <b>S.Kearns</b>	Issue Date: <b>2021.12.10</b>	Scale @A3 <b>1 : 200</b>
PURPOSE <b>3.Planning</b>	Project-Originator-Zone-Level-Type-Role-Classification-Number <b>P19-195C-RAU-BF-ZZ-DR-A- 34001</b>			Revision <b>P02</b>



1 Level 1  
1 : 200

**NOTES**

- Dual Aspect
- Single Aspect
- Single Aspect (North)
- 10% Larger than min.

**Apartment Legend:**

- Level 2: F22-F40
- Level 3: F41-F59
- Level 4: F60-F78
- Level 5: F79-F97
- Level 6: F98-F116

REV	DATE	DRAWN	DESCRIPTION
P02	2021.12.10	CH	Issued for Planning
Issues & Revisions			



\*For information on room dimensions, apartment areas and compliance with Sustainable Urban Housing: Design Standards for New Apartments, **please refer to large scale Unit Typology sheets and Housing Quality Assessment**

**\*Typical Floor Plan Only:**  
Levels 2-6 have the same layout of 19 no. dwellings per Level, please see apartment legend on this sheet for unit numbers  
For individual floor level please refer to Building Elevations

**NOTES**

- Do not scale from this drawing. Use figured dimensions in all cases.
- Verify dimensions on site and report any discrepancies to the Architect immediately.
- This drawing to be read in conjunction with the Architect's Specification.
- © This drawing is copyright and may only be reproduced with the Architect's permission.

©Copyright Reddy Architecture & Urbanism

Status  
**Issued for Planning**

Douglas Business Park,  
Carrigaline Rd,  
Douglas, Cork,  
T12 P088

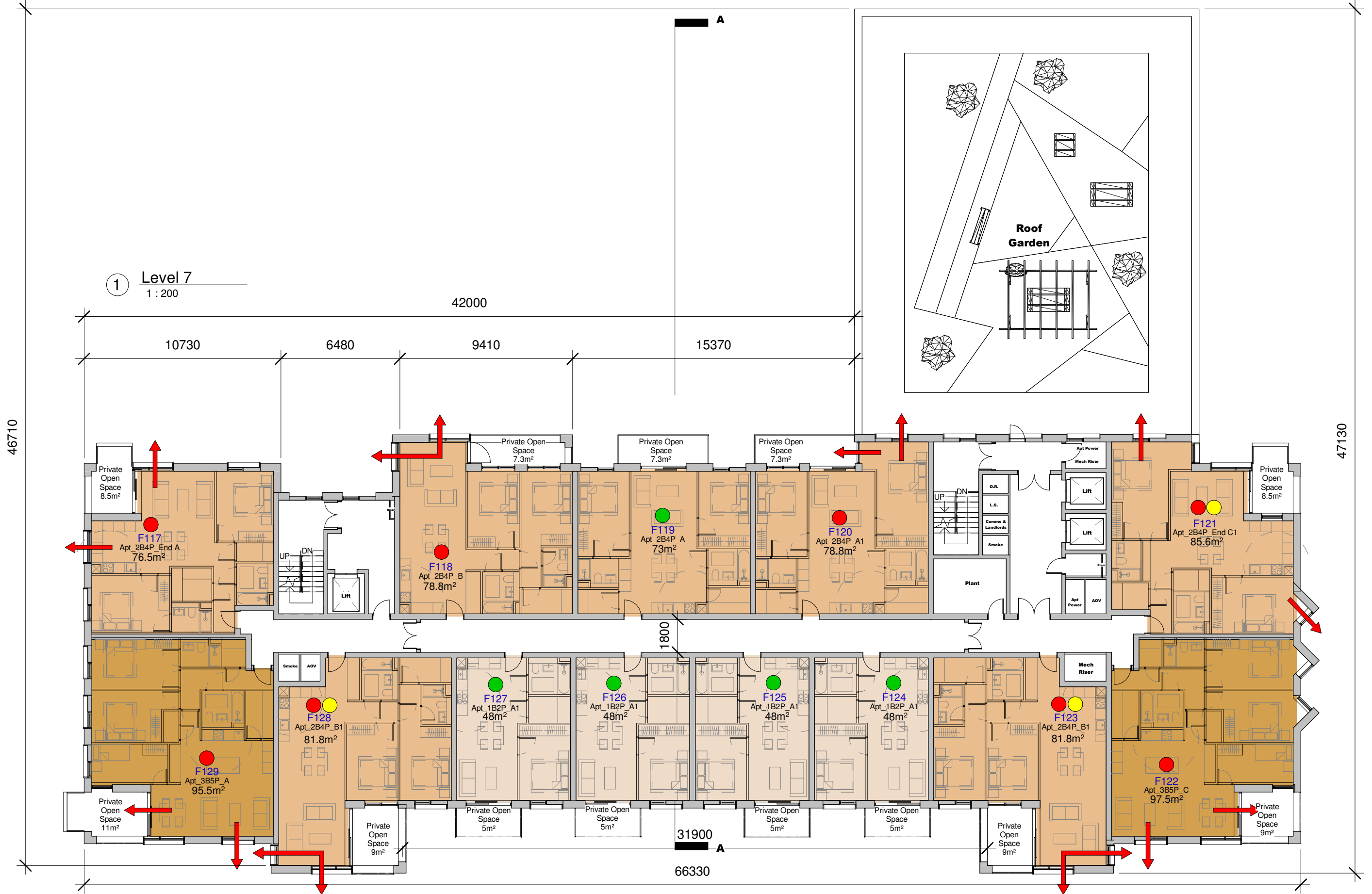
T: + 353 (0)21 436 2922  
W: www.reddyarchitecture.com  
E: cork@reddyarchitecture.com

Client Details:  
**Watfore Limited**

Project Details:  
**Creamfields Residential Development, Kinsale & Tramore Roads, Cork**

Drawing Title:  
**Building F\_ Typical Floor Plan (Levels 1-6)**

Job No. <b>P19-195C</b>	Drawn By: <b>M.Stapleton</b>	Reviewed By: <b>S.Keams</b>	Issue Date: <b>2021.12.10</b>	Scale @A3 <b>1 : 200</b>
PURPOSE <b>3.Planning</b>			Project-Originator-Zone-Level-Type-Role-Classification-Number <b>P19-195C-RAU-BF-ZZ-DR-A-</b>	Revision <b>P02</b>



**NOTES**

- Dual Aspect
- Single Aspect
- 10% Larger than min.

**\*Roof Garden Acces from Level 7 only**

**Apartment Legend:**  
Level 8: F130-F142

REV	DATE	DRAWN	DESCRIPTION
P02	2021.12.10	CH	Issued for Planning
Issues & Revisions			



\*For information on room dimensions, apartment areas and compliance with Sustainable Urban Housing: Design Standards for New Apartments, **please refer to large scale Unit Typology sheets and Housing Quality Assessment**

**\*Typical Floor Plan Only:**  
Level 8 has the same layout of 13 no. dwellings per Level, please see apartment legend on this sheet for unit numbers  
For individual floor level please refer to Building Elevations

**NOTES**

- Do not scale from this drawing. Use figured dimensions in all cases.
- Verify dimensions on site and report any discrepancies to the Architect immediately.
- This drawing to be read in conjunction with the Architect's Specification.
- © This drawing is copyright and may only be reproduced with the Architect's permission.

©Copyright Reddy Architecture & Urbanism

Status  
**Issued for Planning**

Douglas Business Park,  
Carrigaline Rd,  
Douglas, Cork,  
T12 P088

T: + 353 (0)21 436 2922  
W: www.reddyarchitecture.com  
E: cork@reddyarchitecture.com

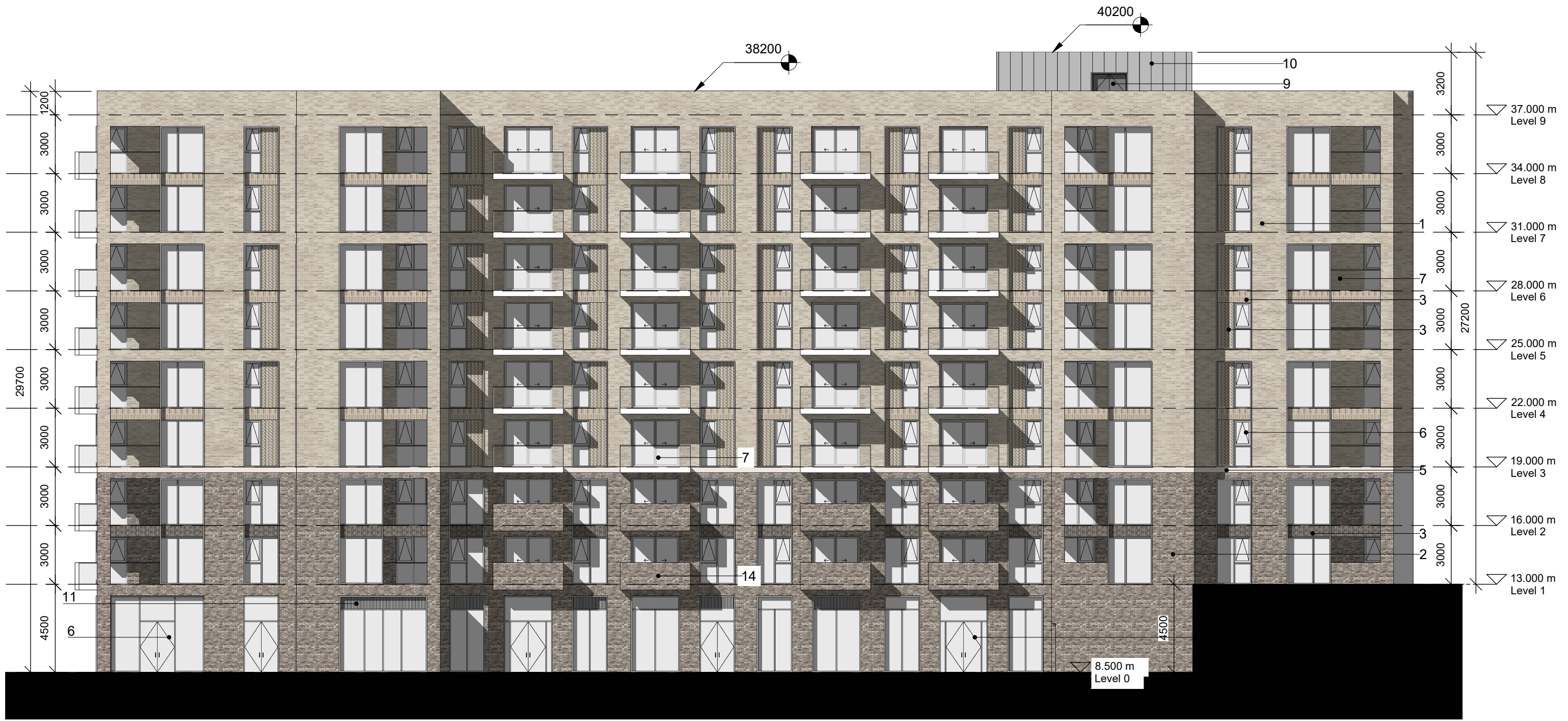
Client Details:  
**Watfore Limited**

Project Details:  
**Creamfields Residential Development, Kinsale & Tramore Roads, Cork**

Drawing Title:  
**Building F\_ Typical Floor Plan (Levels 7-8)**

Job No. <b>P19-195C</b>	Drawn By: <b>M.Stapleton</b>	Reviewed By: <b>S.Keams</b>	Issue Date: <b>2021.12.10</b>	Scale @A3 <b>1 : 200</b>
PURPOSE <b>3.Planning</b>			Project-Originator-Zone-Level-Type-Role-Classification-Number <b>P19-195C-RAU-BF-ZZ-DR-A-</b>	Revision <b>34003 P02</b>





1 East Elevation  
1 : 200

DO NOT SCALE FROM THIS DRAWING. USE FIGURED DIMENSIONS IN ALL CASES. VERIFY DIMENSIONS ON SITE AND REPORT ANY DISCREPANCIES TO THE ARCHITECTS IMMEDIATELY. THIS DRAWING IS TO BE READ IN CONJUNCTION WITH THE ARCHITECTS SPECIFICATION. © THIS DRAWING IS COPYRIGHT AND MAY ONLY BE REPRODUCED WITH THE ARCHITECTS PERMISSION.

REV	DATE	DRN	ISSUE
P01	2021.12.10	CH	Issued for Planning

NOTES

MATERIALS LEGEND

- |                                    |  |  |
|------------------------------------|--|--|
| 1 Selected buff brick              | 6 Selected aluminium window/door frames  | 11 Selected architectural louvered system to selected RAD colour |
| 2 Selected dark grey brick         | 7 Selected glass railing                 | 12 Selected painted galvanised steel balcony                     |
| 3 Selected decorative brick        | 8 Selected painted galvanised steel gate | 13 Selected painted/coloured render balcony                      |
| 4 Selected painted/coloured render | 9 Selected painted hardwood door         | 14 Selected dark grey brick balcony                              |
| 5 White concrete string course     | 10 Selected metal panelling              |  |

PLANNING

JOB Creamfields Residential Development Kinsale and Tramore Roads, Cork	
CLIENT Watfore Limited	
DRAWING Building F East Elevation	
DATE 2021.12.10	SCALE 1:200 @ A3
DRN. CH	CHECKED SK

Reddy Architecture + Urbanism  
Cork Office,  
Douglas Business Centre, Carrigaline Road, Douglas, Co. Cork

T: +353 (0)21 4362922  
W: www.reddyarchitecture.com  
E: cork@reddyarchitecture.com

DWG NO. P19-195C-RAU-BF-ZZ-DR-A-34004	REVISION P01
--	-----------------





① West Elevation  
1 : 200

DO NOT SCALE FROM THIS DRAWING. USE FIGURED DIMENSIONS IN ALL CASES. VERIFY DIMENSIONS ON SITE AND REPORT ANY DISCREPANCIES TO THE ARCHITECTS IMMEDIATELY. THIS DRAWING TO BE READ IN CONJUNCTION WITH THE ARCHITECTS SPECIFICATION. © THIS DRAWING IS COPYRIGHT AND MAY ONLY BE REPRODUCED WITH THE ARCHITECTS PERMISSION.

REV	DATE	DRN	ISSUE
P01	2021.12.10	CH	Issued for Planning

ORIGINAL SHEET SIZE = A3

NOTES

MATERIALS LEGEND					
1	Selected buff brick	6	Selected aluminium window/door frames	11	Selected architectural louvered system to selected RAD colour
2	Selected dark grey brick	7	Selected glass railing	12	Selected painted galvanised steel balcony
3	Selected decorative brick	8	Selected painted galvanised steel gate	13	Selected painted/coloured render balcony
4	Selected painted/coloured render	9	Selected painted hardwood door	14	Selected dark grey brick balcony
5	White concrete string course	10	Selected metal panelling		

PLANNING	
JOB Creamfields Residential Development Kinsale and Tramore Roads, Cork	
CLIENT Watfore Limited	
DRAWING Building F West Elevation	
DATE 2021.12.10	SCALE 1:200 @ A3
DRN. CH	CHECKED SK

Reddy Architecture + Urbanism  
Cork Office,  
Douglas Business Centre, Carrigaline Road, Douglas, Co. Cork

T: +353 (0)21 4362922  
W: www.reddyarchitecture.com  
E: cork@reddyarchitecture.com

DWG NO. P19-195C-RAU-BF-ZZ-DR-A-34005	REVISION P01
--	-----------------



1 North Elevation  
1 : 200

DO NOT SCALE FROM THIS DRAWING. USE FIGURED DIMENSIONS IN ALL CASES. VERIFY DIMENSIONS ON SITE AND REPORT ANY DISCREPANCIES TO THE ARCHITECTS IMMEDIATELY. THIS DRAWING TO BE READ IN CONJUNCTION WITH THE ARCHITECTS SPECIFICATION. © THIS DRAWING IS COPYRIGHT AND MAY ONLY BE REPRODUCED WITH THE ARCHITECTS PERMISSION.

REV	DATE	DRN	ISSUE
P01	2021.12.10	CH	Issued for Planning

ORIGINAL SHEET SIZE = A3

NOTES

MATERIALS LEGEND

- |                                    |  |  |
|------------------------------------|--|--|
| 1 Selected buff brick              | 6 Selected aluminium window/door frames  | 11 Selected architectural louvered system to selected RAD colour |
| 2 Selected dark grey brick         | 7 Selected glass railing                 | 12 Selected painted galvanised steel balcony                     |
| 3 Selected decorative brick        | 8 Selected painted galvanised steel gate | 13 Selected painted/coloured render balcony                      |
| 4 Selected painted/coloured render | 9 Selected painted hardwood door         | 14 Selected dark grey brick balcony                              |
| 5 White concrete string course     | 10 Selected metal panelling              |  |

PLANNING

JOB  
Creamfields Residential Development  
Kinsale and Tramore Roads, Cork

CLIENT  
Watfore Limited

DRAWING  
Building F  
North Elevation

DATE 2021.12.10	SCALE 1:200 @ A3
DRN. CH	CHECKED SK



DWG NO. P19-195C-RAU-BF-ZZ-DR-A-34006	REVISION P01
--	-----------------





1 South Elevation  
1 : 200

DO NOT SCALE FROM THIS DRAWING. USE FIGURED DIMENSIONS IN ALL CASES. VERIFY DIMENSIONS ON SITE AND REPORT ANY DISCREPANCIES TO THE ARCHITECTS IMMEDIATELY. THIS DRAWING TO BE READ IN CONJUNCTION WITH THE ARCHITECTS SPECIFICATION. © THIS DRAWING IS COPYRIGHT AND MAY ONLY BE REPRODUCED WITH THE ARCHITECTS PERMISSION.

NOTES

MATERIALS LEGEND

- |                                    |  |  |
|------------------------------------|--|--|
| 1 Selected buff brick              | 6 Selected aluminium window/door frames  | 11 Selected architectural louvered system to selected RAD colour |
| 2 Selected dark grey brick         | 7 Selected glass railing                 | 12 Selected painted galvanised steel balcony                     |
| 3 Selected decorative brick        | 8 Selected painted galvanised steel gate | 13 Selected painted/coloured render balcony                      |
| 4 Selected painted/coloured render | 9 Selected painted hardwood door         | 14 Selected dark grey brick balcony                              |
| 5 White concrete string course     | 10 Selected metal panelling              |  |

REV	DATE	DRN	ISSUE
P01	2021.12.10	CH	Issued for Planning

ORIGINAL SHEET SIZE = A3

PLANNING

JOB  
Creamfields Residential Development  
Kinsale and Tramore Roads, Cork

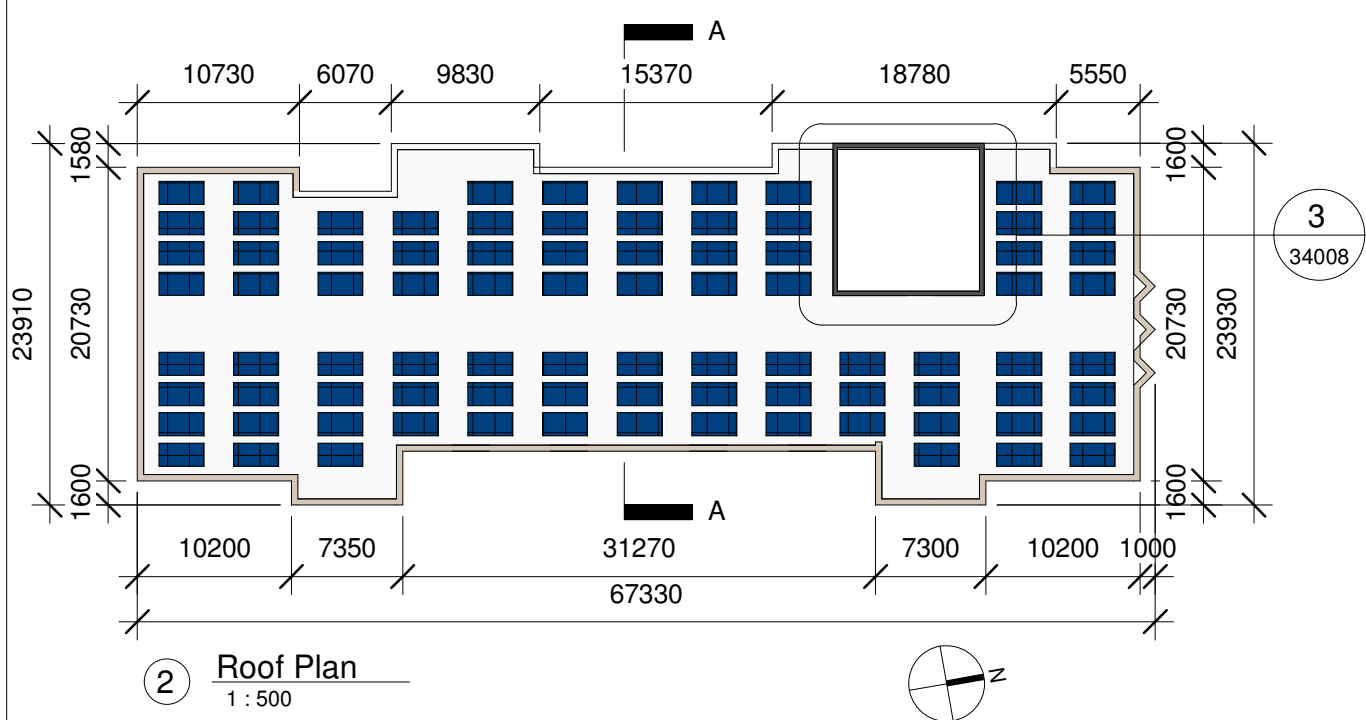
CLIENT  
Watfore Limited

DRAWING  
Building F  
South Elevation

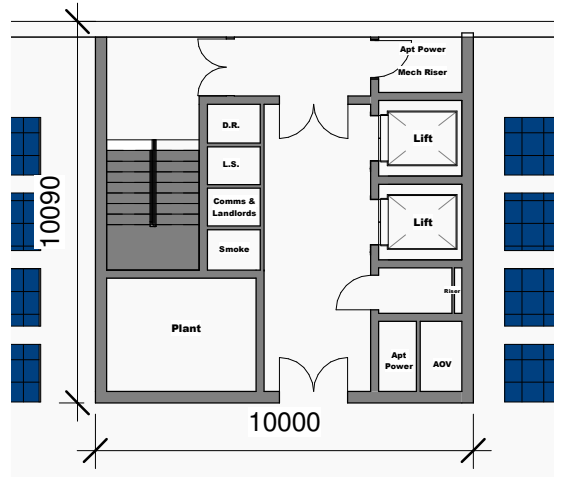
DATE 2021.12.10	SCALE 1:200 @ A3
DRN. CH	CHECKED SK



DWG NO.	REVISION
P19-195C-RAU-BF-ZZ-DR-A-34007	P01



2 Roof Plan  
1 : 500



3 Level 9 - Core Plan  
1 : 200



1 Section AA  
1 : 200

NOTES

REV	DATE	DRAWN	DESCRIPTION
P02	2021.12.10	CH	Issued for Planning
			Issues & Revisions



\*For information on room dimensions, apartment areas and compliance with Sustainable Urban Housing: Design Standards for New Apartments, please refer to large scale Unit Typology sheets and Housing Quality Assessment

NOTES

- Do not scale from this drawing. Use figured dimensions in all cases.
- Verify dimensions on site and report any discrepancies to the Architect immediately.
- This drawing to be read in conjunction with the Architect's Specification.
- © This drawing is copyright and may only be reproduced with the Architect's permission.

©Copyright Reddy Architecture & Urbanism

Status  
**Issued for Planning**

Douglas Business Park,  
Carrigaline Rd,  
Douglas, Cork,  
T12 P088

T: + 353 (0)21 436 2922  
W: www.reddyarchitecture.com  
E: cork@reddyarchitecture.com

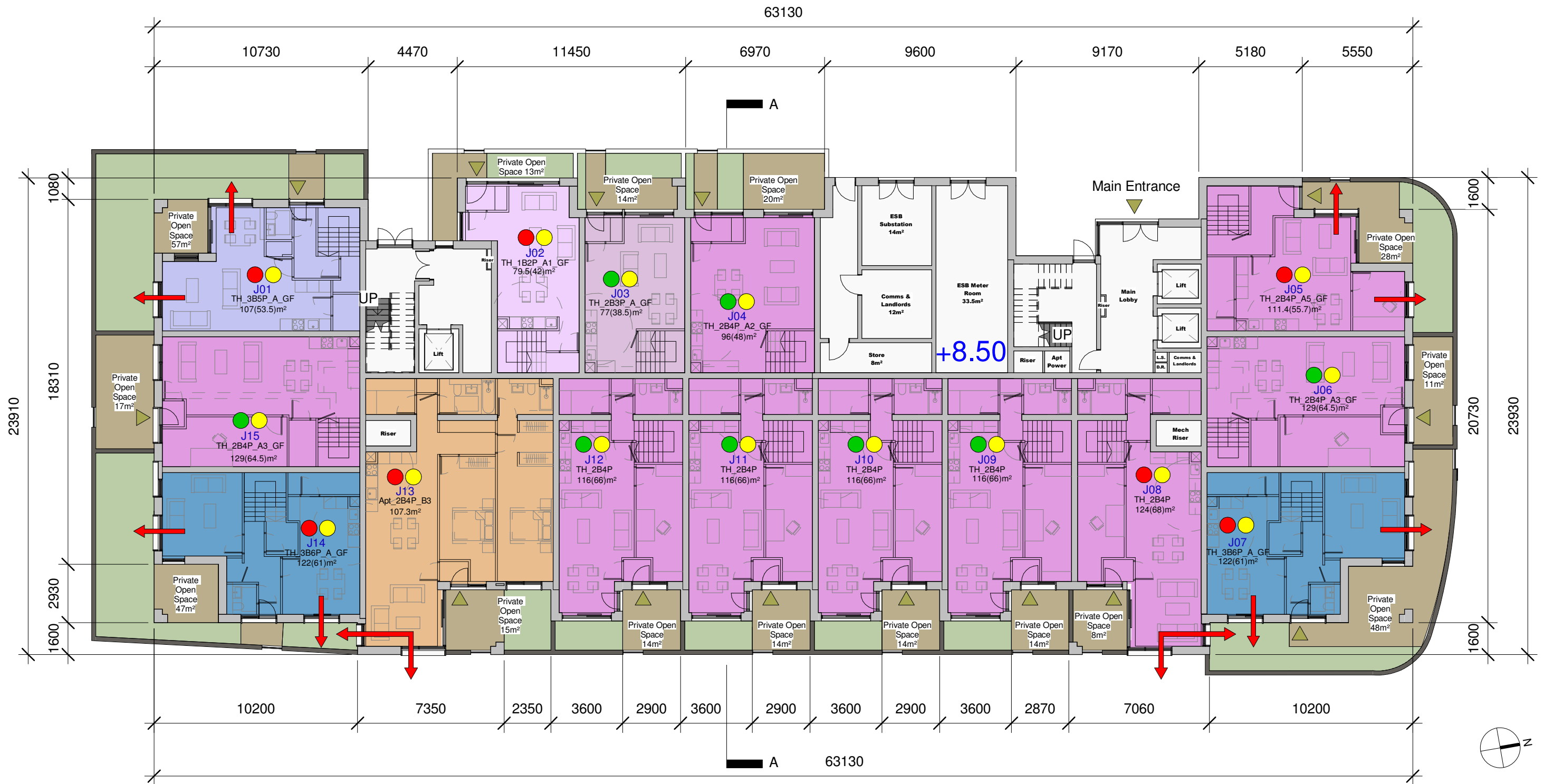
Client Details:  
**Watfore Limited**

Project Details:  
**Creamfields Residential Development, Kinsale & Tramore Roads, Cork**

Drawing Title:  
**Building F\_ Section AA and Roof Plan**

Job No. <b>P19-195C</b>	Drawn By: <b>A.Olalla</b>	Reviewed By: <b>S.Kearns</b>	Issue Date: <b>2021.12.10</b>	Scale @A3 <b>As indicated</b>
PURPOSE <b>3.Planning</b>	Project-Originator-Zone-Level-Type-Role-Classification-Number <b>P19-195C-RAU-BF-ZZ-DR-A- 34008</b>			Revision <b>P02</b>





① Level 0  
1 : 200

NOTES

- Dual Aspect
- Single Aspect
- 10% Larger than min.

REV	DATE	DRAWN	DESCRIPTION
P02	2021.12.10	CH	Issued for Planning
Issues & Revisions			



\*For information on room dimensions, apartment areas and compliance with Sustainable Urban Housing: Design Standards for New Apartments, **please refer to large scale Unit Typology sheets and Housing Quality Assessment**

NOTES

- Do not scale from this drawing. Use figured dimensions in all cases.
- Verify dimensions on site and report any discrepancies to the Architect immediately.
- This drawing to be read in conjunction with the Architect's Specification.
- © This drawing is copyright and may only be reproduced with the Architect's permission.

©Copyright Reddy Architecture & Urbanism

Status  
**Issued for Planning**

Douglas Business Park, Carrigaline Rd, Douglas, Cork, T12 P088  
T: + 353 (0)21 436 2922  
W: www.reddyarchitecture.com  
E: cork@reddyarchitecture.com

Client Details:  
**Watfore Limited**

Project Details:  
**Creamfields Residential Development, Kinsale & Tramore Roads, Cork**

Drawing Title:  
**Building J\_ Floor Plan\_Level 0**

Job No. <b>P19-195C</b>	Drawn By: <b>M.Stapleton</b>	Reviewed By: <b>S.Keams</b>	Issue Date: <b>2021.12.10</b>	Scale @A3 <b>1 : 200</b>
PURPOSE <b>3. Planning</b>			Project-Originator-Zone-Level-Type-Role-Classification-Number <b>P19-195C-RAU-BJ-ZZ-DR-A-</b>	Revision <b>35001 P02</b>



1 Level 1  
1 : 200

NOTES

- Dual Aspect
- Single Aspect
- 10% Larger than min.

REV	DATE	DRAWN	DESCRIPTION
P02	2021.12.10	CH	Issued for Planning
Issues & Revisions			



\*For information on room dimensions, apartment areas and compliance with Sustainable Urban Housing: Design Standards for New Apartments, **please refer to large scale Unit Typology sheets and Housing Quality Assessment**

NOTES

- Do not scale from this drawing. Use figured dimensions in all cases.
- Verify dimensions on site and report any discrepancies to the Architect immediately.
- This drawing to be read in conjunction with the Architect's Specification.
- © This drawing is copyright and may only be reproduced with the Architect's permission.

©Copyright Reddy Architecture & Urbanism

Status  
**Issued for Planning**

Douglas Business Park, Carrigaline Rd, Douglas, Cork, T12 P088  
T: + 353 (0)21 436 2922  
W: www.reddyarchitecture.com  
E: cork@reddyarchitecture.com

Client Details:  
**Watfore Limited**

Project Details:  
**Creamfields Residential Development, Kinsale & Tramore Roads, Cork**

Drawing Title:  
**Building J\_ Floor Plan\_Level 1**

Job No.	Drawn By:	Reviewed By:	Issue Date:	Scale @A3
P19-195C	M.Stapleton	S.Keams	2021.12.10	1 : 200
PURPOSE	Project-Originator-Zone-Level-Type-Role-Classification-Number			Revision
3. Planning	P19-195C-RAU-BJ-01-DR-A-			35002 P02





NOTES

- Dual Aspect
- Single Aspect
- 10% Larger than min.

**Apartment Legend:**

Level 3: J31-J43  
Level 4: J44-J56  
Level 5: J57-J69

REV	DATE	DRAWN	DESCRIPTION
P02	2021.12.10	CH	Issued for Planning
			Issues & Revisions



\*For information on room dimensions, apartment areas and compliance with Sustainable Urban Housing: Design Standards for New Apartments, **please refer to large scale Unit Typology sheets and Housing Quality Assessment**

**\*Typical Floor Plan Only:**  
Levels 3-5 have the same layout of 13 no. dwellings per Level, please see apartment legend on this sheet for unit numbers  
For individual floor level please refer to Building Elevations

NOTES

- Do not scale from this drawing. Use figured dimensions in all cases.
- Verify dimensions on site and report any discrepancies to the Architect immediately.
- This drawing to be read in conjunction with the Architect's Specification.
- © This drawing is copyright and may only be reproduced with the Architect's permission.

©Copyright Reddy Architecture & Urbanism

Status  
**Issued for Planning**

Douglas Business Park, Carrigaline Rd, Douglas, Cork, T12 P088

T: + 353 (0)21 436 2922  
W: www.reddyarchitecture.com  
E: cork@reddyarchitecture.com

Client Details:  
**Watfore Limited**

Project Details:  
**Creamfields Residential Development, Kinsale & Tramore Roads, Cork**

Drawing Title:  
**Building J\_ Typical Floor Plan (Levels 2-5)**

Job No.	Drawn By:	Reviewed By:	Issue Date:	Scale @A3
P19-195C	M.Stapleton	S.Kearns	2021.12.10	1 : 200
PURPOSE	Project-Originator-Zone-Level-Type-Role-Classification-Number			Revision
3. Planning	P19-195C-RAU-BJ-ZZ-DR-A- 35003			P02



1 East Elevation  
1 : 200

DO NOT SCALE FROM THIS DRAWING. USE FIGURED DIMENSIONS IN ALL CASES. VERIFY DIMENSIONS ON SITE AND REPORT ANY DISCREPANCIES TO THE ARCHITECTS IMMEDIATELY. THIS DRAWING TO BE READ IN CONJUNCTION WITH THE ARCHITECTS SPECIFICATION. © THIS DRAWING IS COPYRIGHT AND MAY ONLY BE REPRODUCED WITH THE ARCHITECTS PERMISSION.

NOTES

MATERIALS LEGEND

- |                                    |  |  |
|------------------------------------|--|--|
| 1 Selected buff brick              | 6 Selected aluminium window/door frames  | 11 Selected architectural louvered system to selected RAD colour |
| 2 Selected dark grey brick         | 7 Selected glass railing                 | 12 Selected painted galvanised steel balcony                     |
| 3 Selected decorative brick        | 8 Selected painted galvanised steel gate | 13 Selected painted/coloured render balcony                      |
| 4 Selected painted/coloured render | 9 Selected painted hardwood door         | 14 Selected dark grey brick balcony                              |
| 5 White concrete string course     | 10 Selected metal panelling              |  |

REV	DATE	DRN	ISSUE
P01	2021.12.10	CH	Issued for Planning

ORIGINAL SHEET SIZE = A3

PLANNING

JOB  
Creamfields Residential Development  
Kinsale and Tramore Roads, Cork

CLIENT  
Watfore Limited

DRAWING  
Building J  
East Elevation

DATE 2021.12.10	SCALE 1:200 @ A3
DRN. CH	CHECKED SK

Reddy Architecture + Urbanism  
Cork Office,  
Douglas Business Centre, Carrigaline Road, Douglas, Co. Cork  
T: +353 (0)21 4362922  
W: www.reddyarchitecture.com  
E: cork@reddyarchitecture.com

DWG NO.	REVISION
P19-195C-RAU-BJ-ZZ-DR-A-35004	P01





1 West Elevation  
1 : 200

DO NOT SCALE FROM THIS DRAWING. USE FIGURED DIMENSIONS IN ALL CASES. VERIFY DIMENSIONS ON SITE AND REPORT ANY DISCREPANCIES TO THE ARCHITECTS IMMEDIATELY. THIS DRAWING TO BE READ IN CONJUNCTION WITH THE ARCHITECTS SPECIFICATION. © THIS DRAWING IS COPYRIGHT AND MAY ONLY BE REPRODUCED WITH THE ARCHITECTS PERMISSION.

REV	DATE	DRN	ISSUE
P01	2021.12.10	CH	Issued for Planning

NOTES

MATERIALS LEGEND

- |                                    |  |  |
|------------------------------------|--|--|
| 1 Selected buff brick              | 6 Selected aluminium window/door frames  | 11 Selected architectural louvered system to selected RAD colour |
| 2 Selected dark grey brick         | 7 Selected glass railing                 | 12 Selected painted galvanised steel balcony                     |
| 3 Selected decorative brick        | 8 Selected painted galvanised steel gate | 13 Selected painted/coloured render balcony                      |
| 4 Selected painted/coloured render | 9 Selected painted hardwood door         | 14 Selected dark grey brick balcony                              |
| 5 White concrete string course     | 10 Selected metal panelling              |  |

PLANNING

JOB  
Creamfields Residential Development  
Kinsale and Tramore Roads, Cork

CLIENT  
Watfore Limited

DRAWING  
Building J  
West Elevation

DATE 2021.12.10	SCALE 1:200 @ A3
DRN. CH	CHECKED SK



DWG NO.	REVISION
P19-195C-RAU-BJ-ZZ-DR-A-35005	P01



1 North Elevation  
1 : 200



2 South Elevation  
1 : 200

DO NOT SCALE FROM THIS DRAWING. USE FIGURED DIMENSIONS IN ALL CASES. VERIFY DIMENSIONS ON SITE AND REPORT ANY DISCREPANCIES TO THE ARCHITECTS IMMEDIATELY. THIS DRAWING TO BE READ IN CONJUNCTION WITH THE ARCHITECTS SPECIFICATION. © THIS DRAWING IS COPYRIGHT AND MAY ONLY BE REPRODUCED WITH THE ARCHITECTS PERMISSION.

NOTES

MATERIALS LEGEND

- |                                    |  |  |
|------------------------------------|--|--|
| 1 Selected buff brick              | 6 Selected aluminium window/door frames  | 11 Selected architectural louvered system to selected RAD colour |
| 2 Selected dark grey brick         | 7 Selected glass railing                 | 12 Selected painted galvanised steel balcony                     |
| 3 Selected decorative brick        | 8 Selected painted galvanised steel gate | 13 Selected painted/coloured render balcony                      |
| 4 Selected painted/coloured render | 9 Selected painted hardwood door         | 14 Selected dark grey brick balcony                              |
| 5 White concrete string course     | 10 Selected metal panelling              |  |

REV	DATE	DRN	ISSUE
P01	2021.12.10	CH	Issued for Planning

ORIGINAL SHEET SIZE = A3

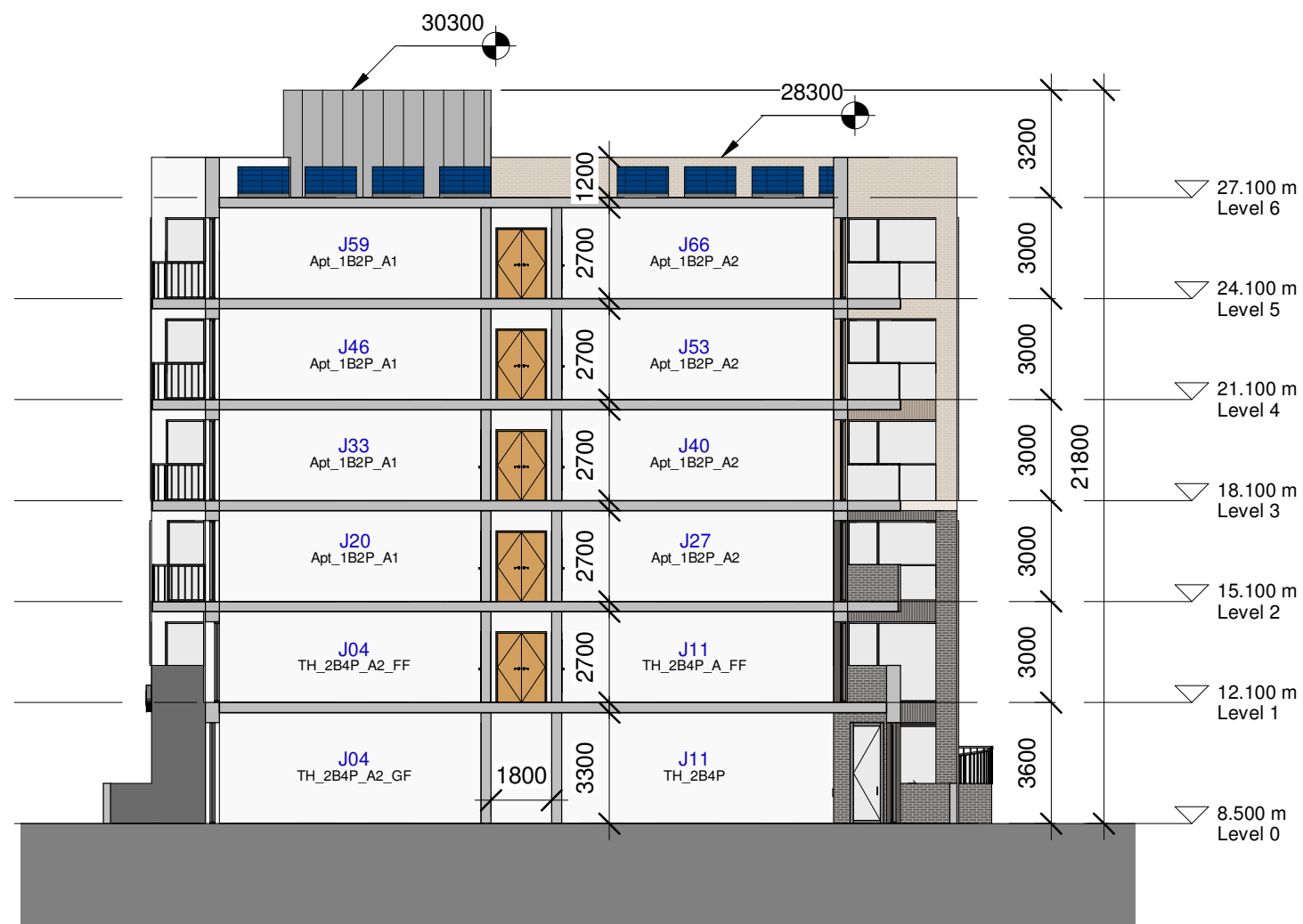
PLANNING	
JOB Creamfields Residential Development Kinsale and Tramore Roads, Cork	
CLIENT Watfore Limited	
DRAWING Building J North and South Elevation	
DATE 2021.12.10	SCALE 1:200 @ A3
DRN. CH	CHECKED SK

Reddy Architecture + Urbanism  
Cork Office,  
Douglas Business Centre, Carrigaline Road, Douglas, Co. Cork

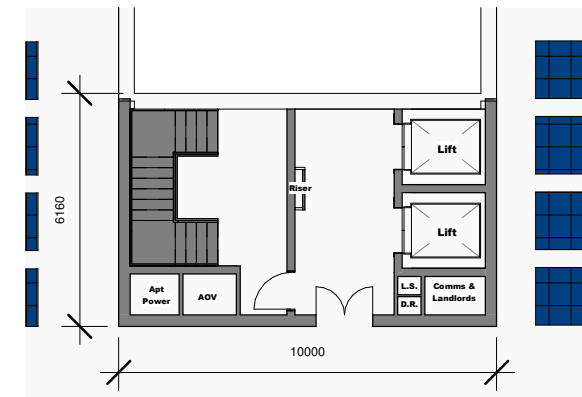
T: +353 (0)21 4362922  
W: www.reddyarchitecture.com  
E: cork@reddyarchitecture.com

DWG NO.	REVISION
P19-195C-RAU-BJ-ZZ-DR-A-35006	P01

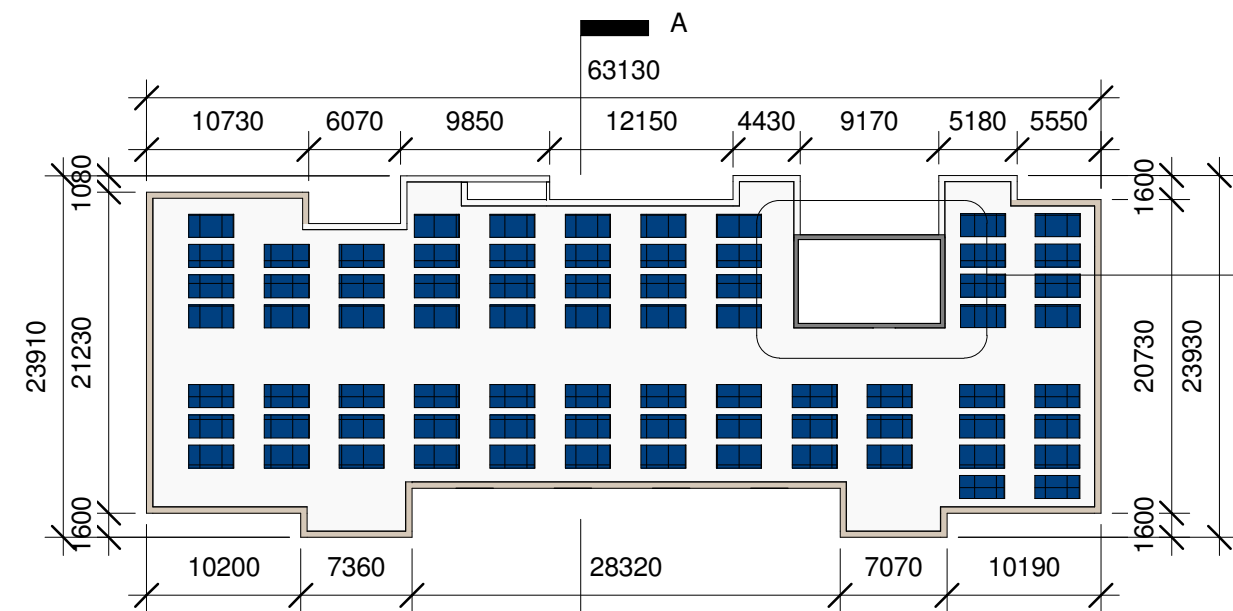




1 Section AA  
1 : 200



3 Level 6 - Core Plan  
1 : 200



2 Roof Plan  
1 : 500

3  
35007

NOTES

KEY PLAN



\*For information on room dimensions, apartment areas and compliance with Sustainable Urban Housing: Design Standards for New Apartments, please refer to large scale Unit Typology sheets and Housing Quality Assessment

NOTES

- Do not scale from this drawing. Use figured dimensions in all cases.
  - Verify dimensions on site and report any discrepancies to the Architect immediately.
  - This drawing to be read in conjunction with the Architect's Specification.
  - © This drawing is copyright and may only be reproduced with the Architect's permission.
- ©Copyright Reddy Architecture & Urbanism

Status

Issued for Planning



Douglas Business Park,  
Carrigaline Rd,  
Douglas, Cork,  
T12 P088

T: + 353 (0)21 436 2922  
W: www.reddyarchitecture.com  
E: cork@reddyarchitecture.com

Client Details:

Watfore Limited

Project Details:

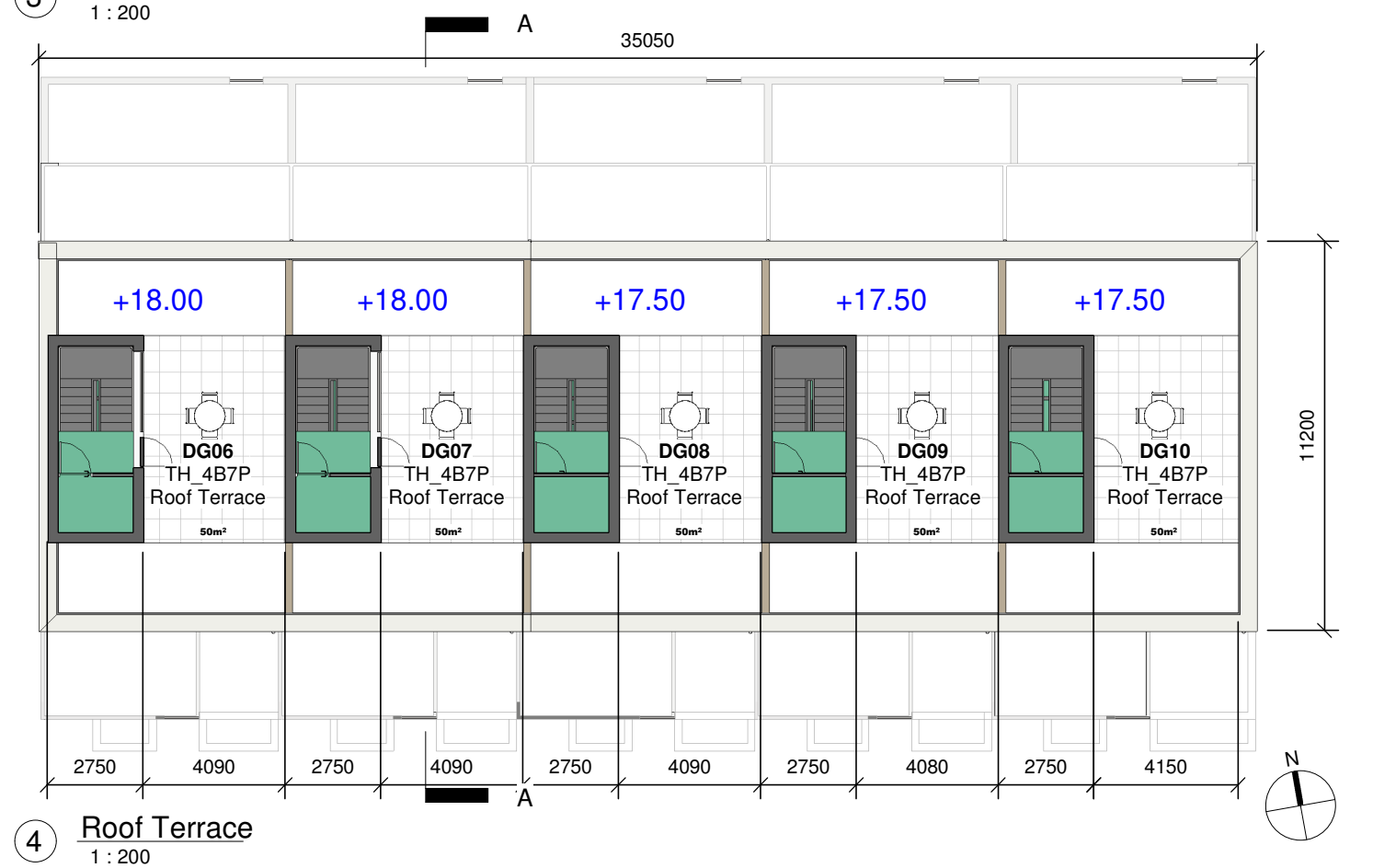
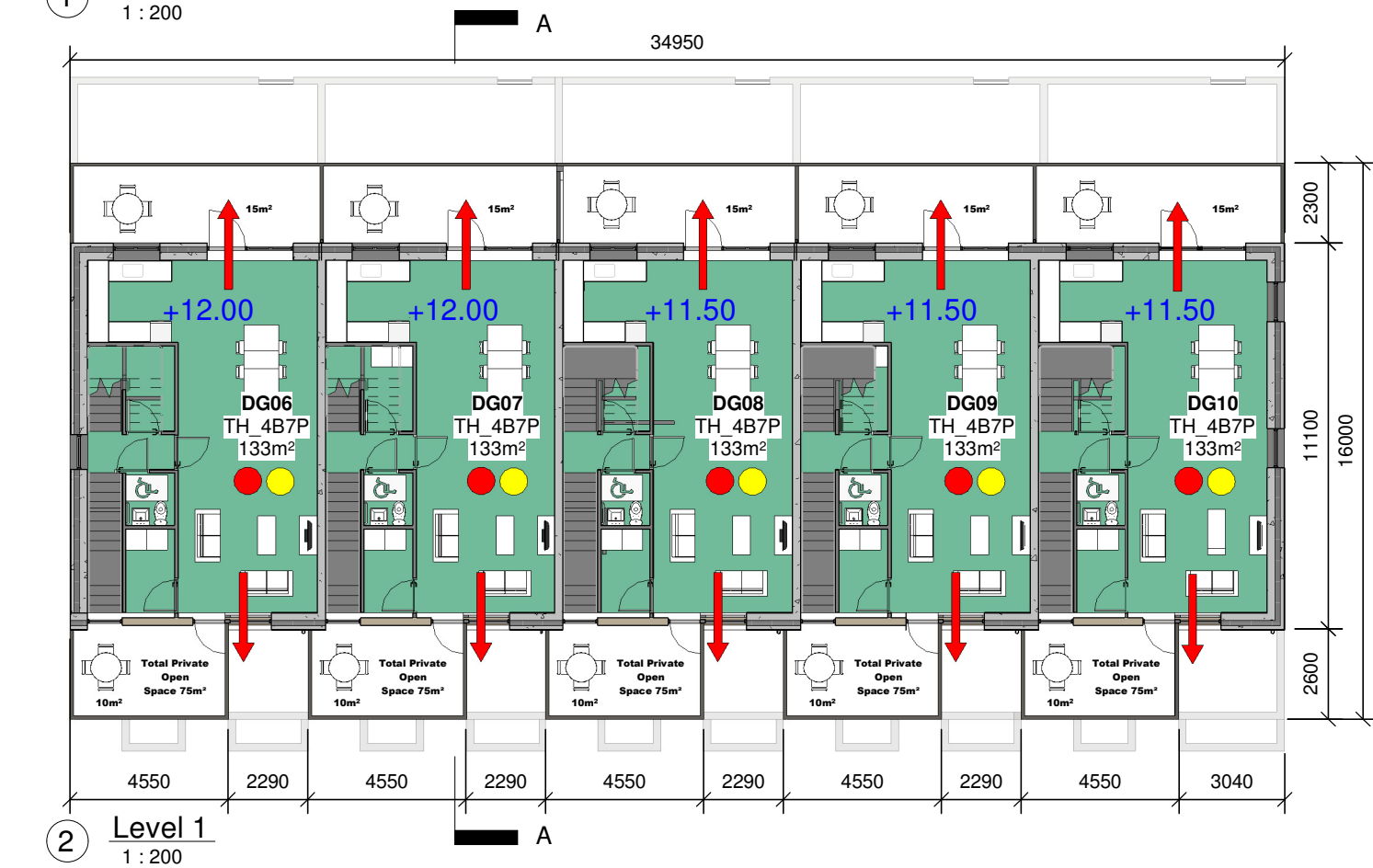
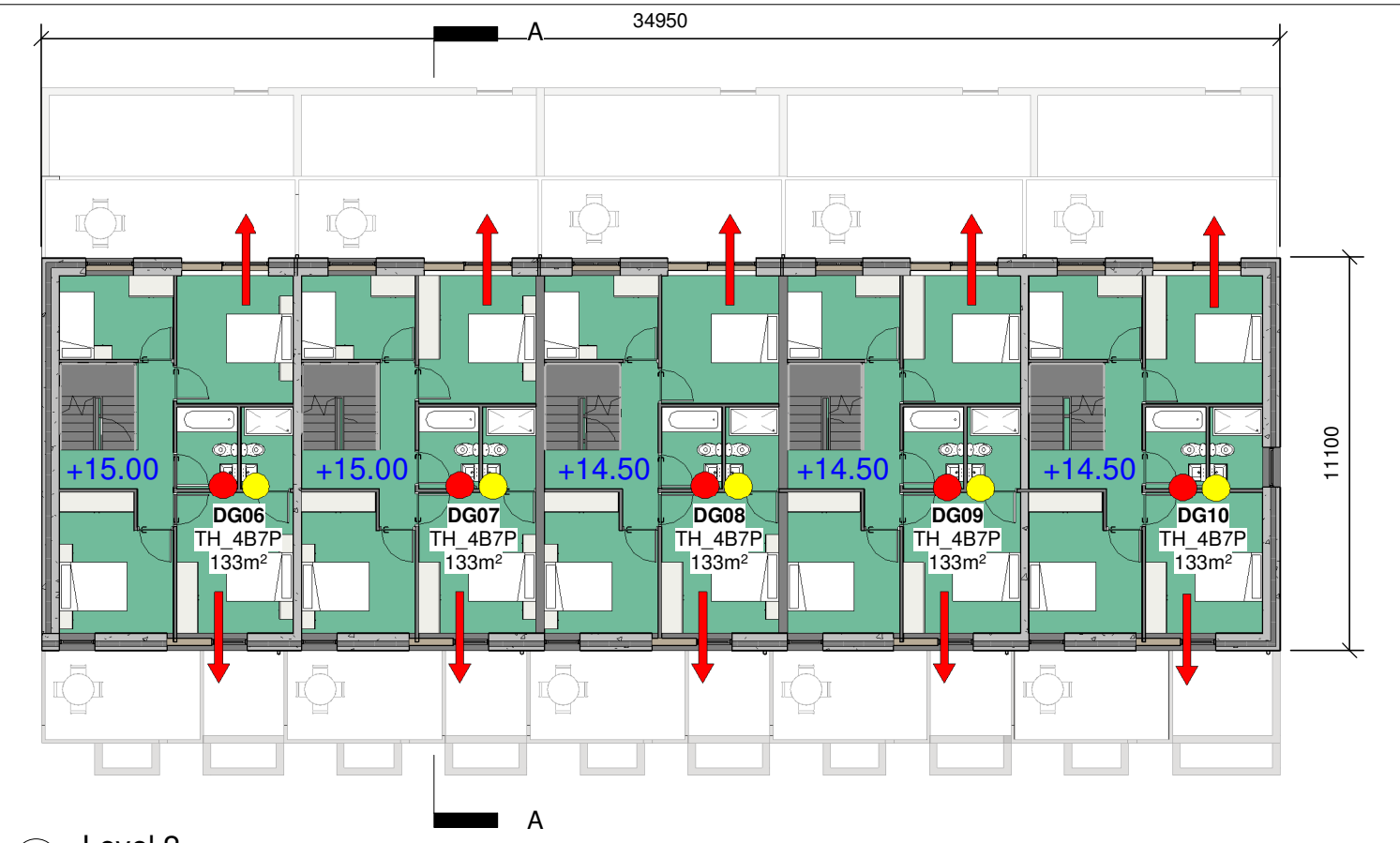
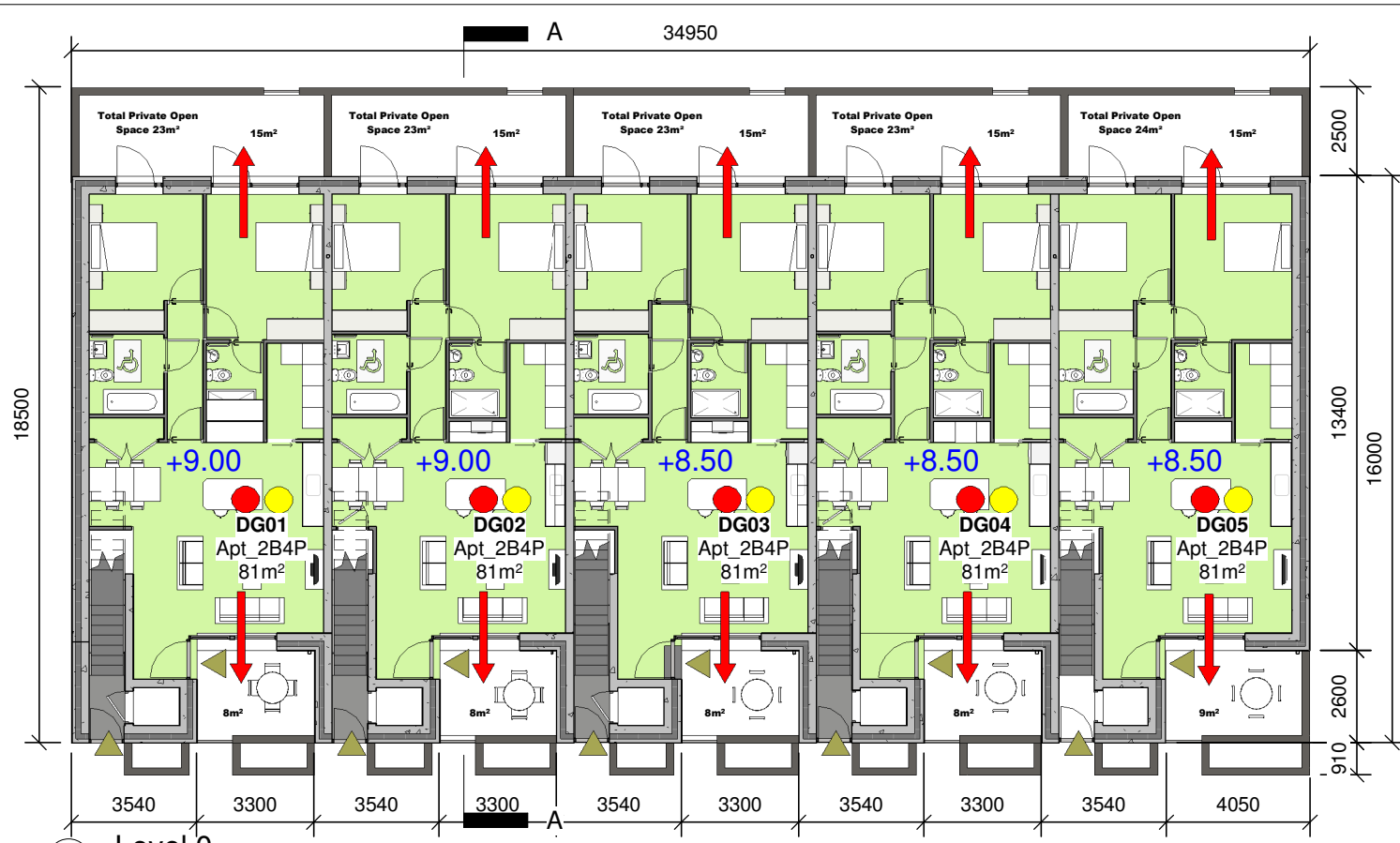
Creamfields Residential Development, Kinsale & Tramore Roads, Cork

Drawing Title:

Building J\_ Section AA and Roof Plan

Job No. P19-195C	Drawn By: M.Stapleton	Reviewed By: S.Keams	Issue Date: 2021.12.10	Scale @A3 As indicated
PURPOSE 3. Planning	Project-Originator-Zone-Level-Type-Role-Classification-Number P19-195C-RAU-BJ-ZZ-DR-A- 35007			Revision P02

REV	DATE	DRAWN	DESCRIPTION
P02	2021.12.10	CH	Issued for Planning
Issues & Revisions			



**NOTES**

- Dual Aspect
- 10% Larger than min.

REV	DATE	DRAWN	DESCRIPTION
P02	2021.12.10	CH	Issued for Planning
Issues & Revisions			



\*For information on room dimensions, apartment areas and compliance with Sustainable Urban Housing: Design Standards for New Apartments, **please refer to large scale Unit Typology sheets and Housing Quality Assessment**

**NOTES**

- Do not scale from this drawing. Use figured dimensions in all cases.
- Verify dimensions on site and report any discrepancies to the Architect immediately.
- This drawing to be read in conjunction with the Architect's Specification.
- © This drawing is copyright and may only be reproduced with the Architect's permission.

©Copyright Reddy Architecture & Urbanism

Status  
**Issued for Planning**

Douglas Business Park, Carrigaline Rd, Douglas, Cork, T12 P088  
 T: + 353 (0)21 436 2922  
 W: www.reddyarchitecture.com  
 E: cork@reddyarchitecture.com

Client Details:  
**Watfore Limited**

Project Details:  
**Creamfields Residential Development, Kinsale & Tramore Roads, Cork**

Drawing Title:  
**Duplex Building G\_ Floor Plans**

Job No. <b>P19-195C</b>	Drawn By: <b>M.Stapleton</b>	Reviewed By: <b>S. Keams</b>	Issue Date: <b>2021.12.10</b>	Scale @A3 <b>1 : 200</b>
PURPOSE <b>3. Planning</b>			Project-Originator-Zone-Level-Type-Role-Classification-Number <b>P19-195C-RAU-BG-ZZ-DR-A- 41001</b>	Revision <b>P02</b>





1 South Elevation  
1 : 200



2 North Elevation  
1 : 200

DO NOT SCALE FROM THIS DRAWING. USE FIGURED DIMENSIONS IN ALL CASES. VERIFY DIMENSIONS ON SITE AND REPORT ANY DISCREPANCIES TO THE ARCHITECTS IMMEDIATELY. THIS DRAWING TO BE READ IN CONJUNCTION WITH THE ARCHITECTS SPECIFICATION. © THIS DRAWING IS COPYRIGHT AND MAY ONLY BE REPRODUCED WITH THE ARCHITECTS PERMISSION.

REV	DATE	DRN	ISSUE
P01	2021.12.10	CH	Issued for Planning

NOTES

MATERIALS LEGEND

- |                                    |  |  |
|------------------------------------|--|--|
| 1 Selected buff brick              | 6 Selected aluminium window/door frames  | 11 Selected architectural louvered system to selected RAD colour |
| 2 Selected dark grey brick         | 7 Selected glass railing                 | 12 Selected painted galvanised steel balcony                     |
| 3 Selected decorative brick        | 8 Selected painted galvanised steel gate | 13 Selected painted/coloured render balcony                      |
| 4 Selected painted/coloured render | 9 Selected painted hardwood door         | 14 Selected dark grey brick balcony                              |
| 5 White concrete string course     | 10 Selected metal panelling              |  |

PLANNING

JOB  
Creamfields Residential Development  
Kinsale and Tramore Roads, Cork

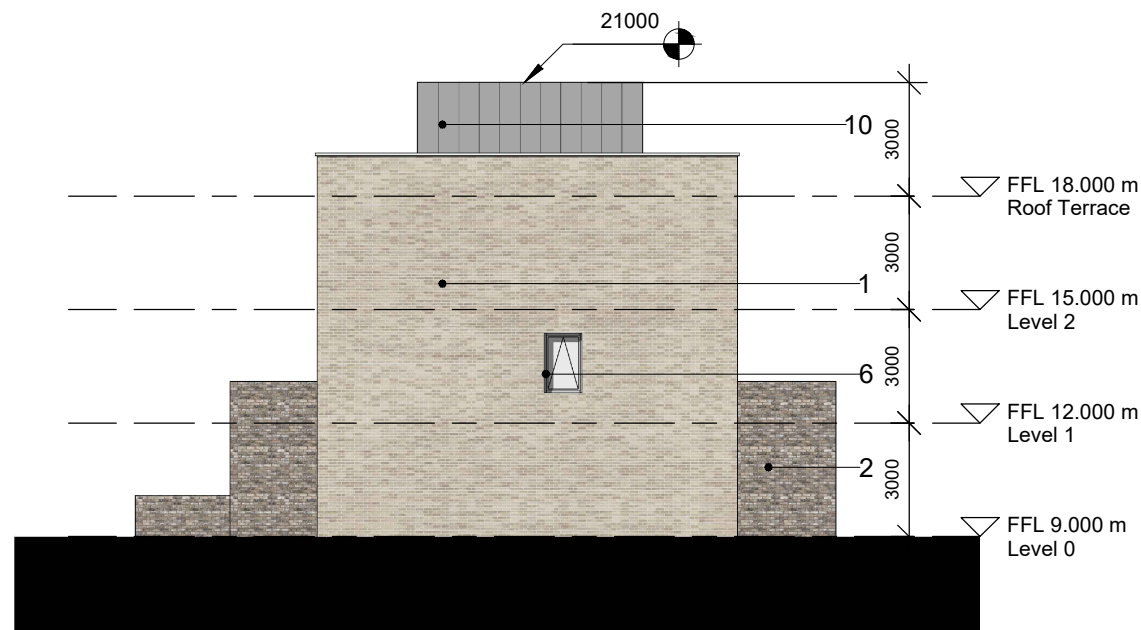
CLIENT  
Waflore Limited

DRAWING  
Duplex Building G  
North and South Elevation

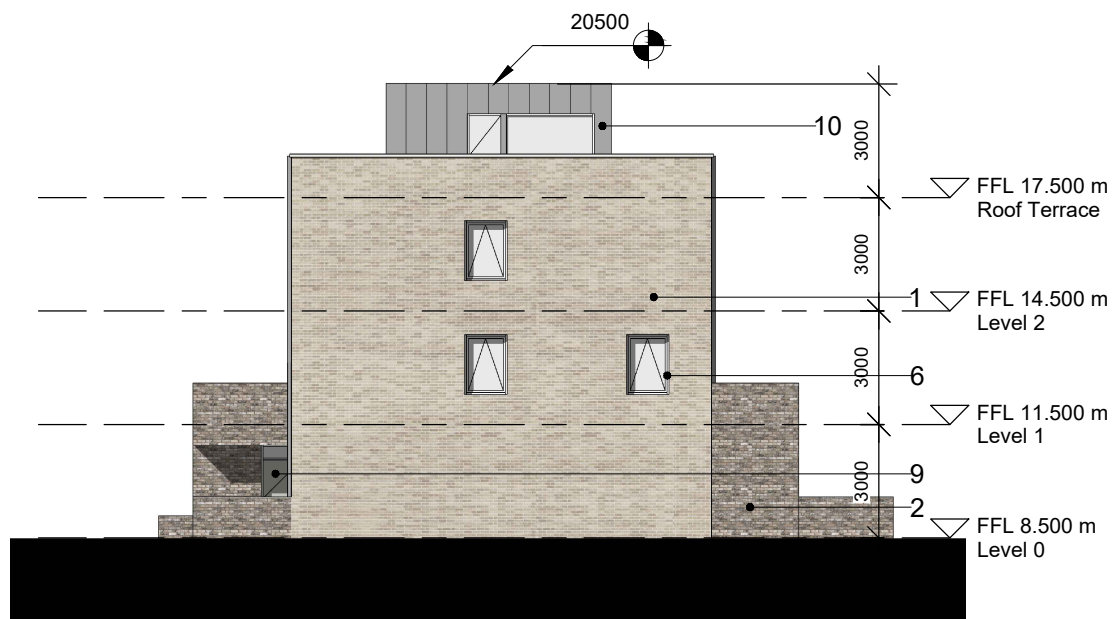
DATE 2021.12.10	SCALE 1:200 @ A3
DRN. CH	CHECKED SK



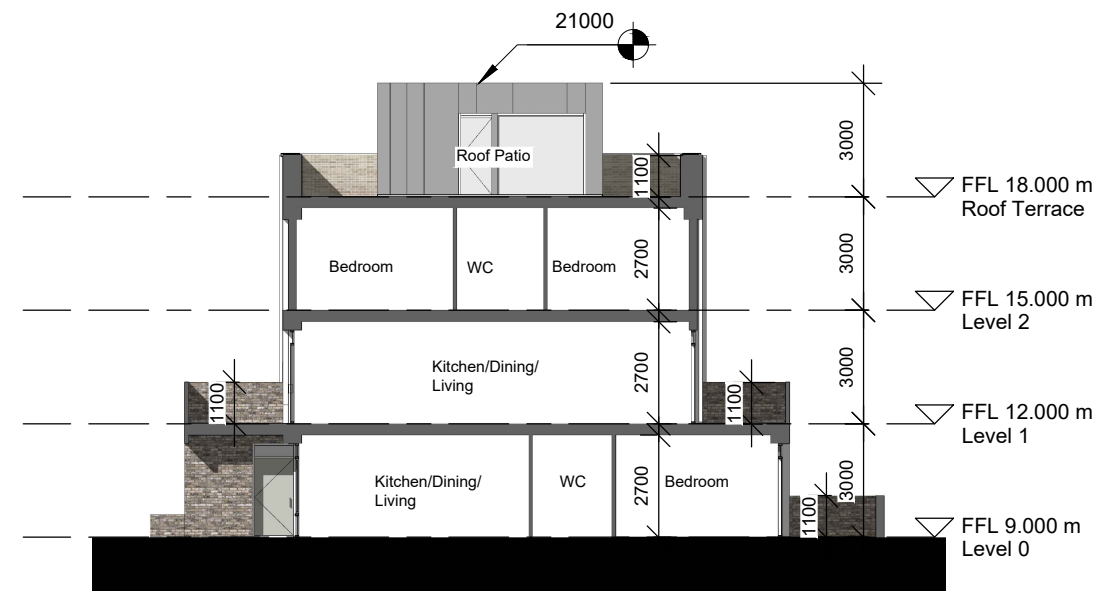
DWG NO. P19-195C-RAU-BGZZ-DR-A-41002 REVISION P01



1 West Elevation  
1 : 200



2 East Elevation  
1 : 200



3 Section AA  
1 : 200

DO NOT SCALE FROM THIS DRAWING. USE FIGURED DIMENSIONS IN ALL CASES. VERIFY DIMENSIONS ON SITE AND REPORT ANY DISCREPANCIES TO THE ARCHITECTS IMMEDIATELY. THIS DRAWING TO BE READ IN CONJUNCTION WITH THE ARCHITECTS SPECIFICATION. © THIS DRAWING IS COPYRIGHT AND MAY ONLY BE REPRODUCED WITH THE ARCHITECTS PERMISSION.

NOTES

MATERIALS LEGEND

- |                                    |  |  |
|------------------------------------|--|--|
| 1 Selected buff brick              | 6 Selected aluminium window/door frames  | 11 Selected architectural louvered system to selected RAD colour |
| 2 Selected dark grey brick         | 7 Selected glass railing                 | 12 Selected painted galvanised steel balcony                     |
| 3 Selected decorative brick        | 8 Selected painted galvanised steel gate | 13 Selected painted/coloured render balcony                      |
| 4 Selected painted/coloured render | 9 Selected painted hardwood door         | 14 Selected dark grey brick balcony                              |
| 5 White concrete string course     | 10 Selected metal panelling              |  |

REV	DATE	DRN	ISSUE
P01	2021.12.10	CH	Issued for Planning

ORIGINAL SHEET SIZE = A3


PLANNING

JOB  
Creamfields Residential Development  
Kinsale and Tramore Roads, Cork

CLIENT  
Watfore Limited

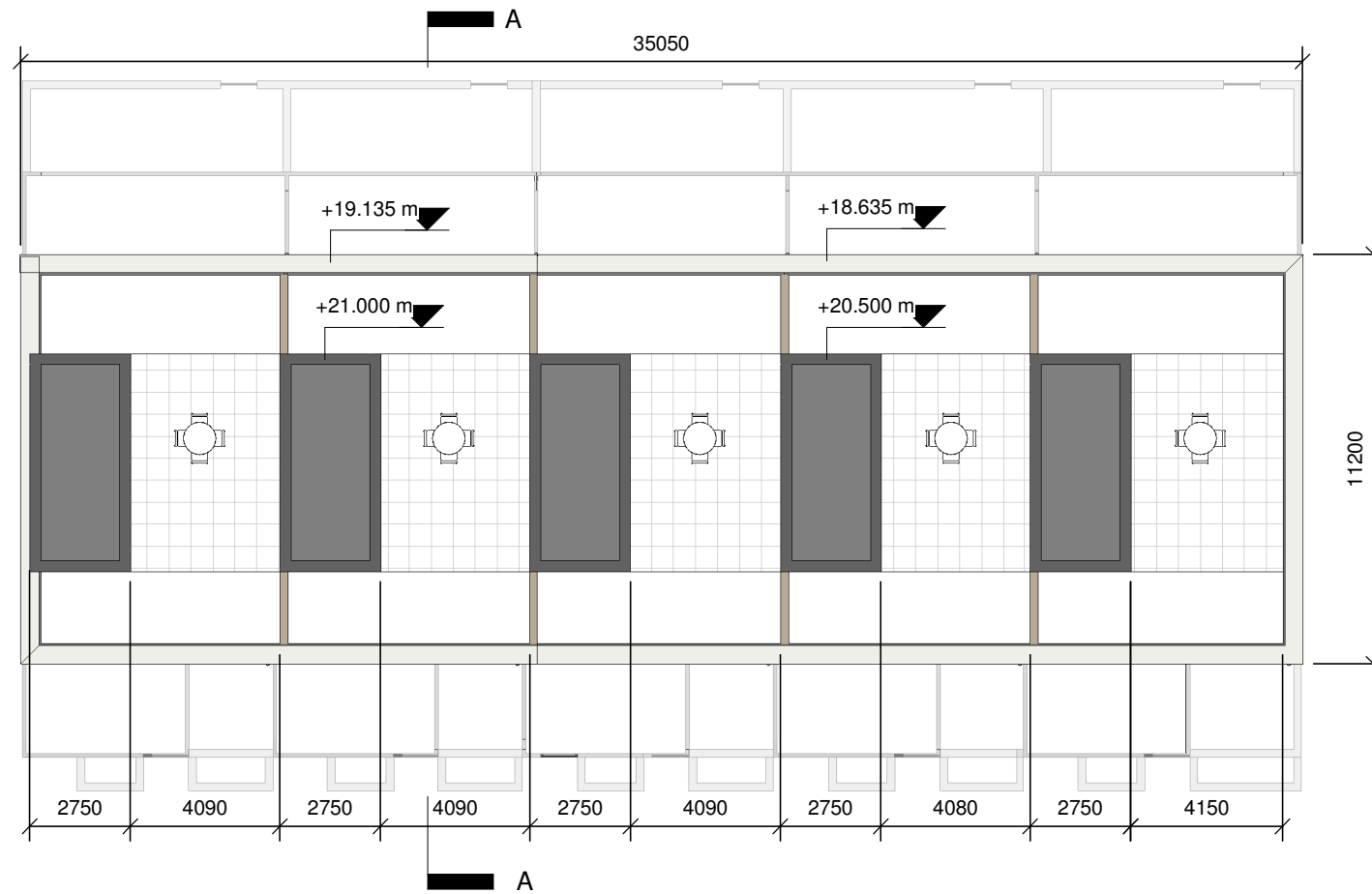
DRAWING  
Duplex Building G  
East and West Elevation, Section AA

DATE 2021.12.10	SCALE 1:200 @ A3
DRN. CH	CHECKED SK



DWG NO.	REVISION
P19-195C-RAU- BGZZ- DR-A- 41003	P01





1 Roof Plan  
1 : 200



REV	DATE	DRAWN	DESCRIPTION
P02	2021.12.10	CH	Issued for Planning
Issues & Revisions			

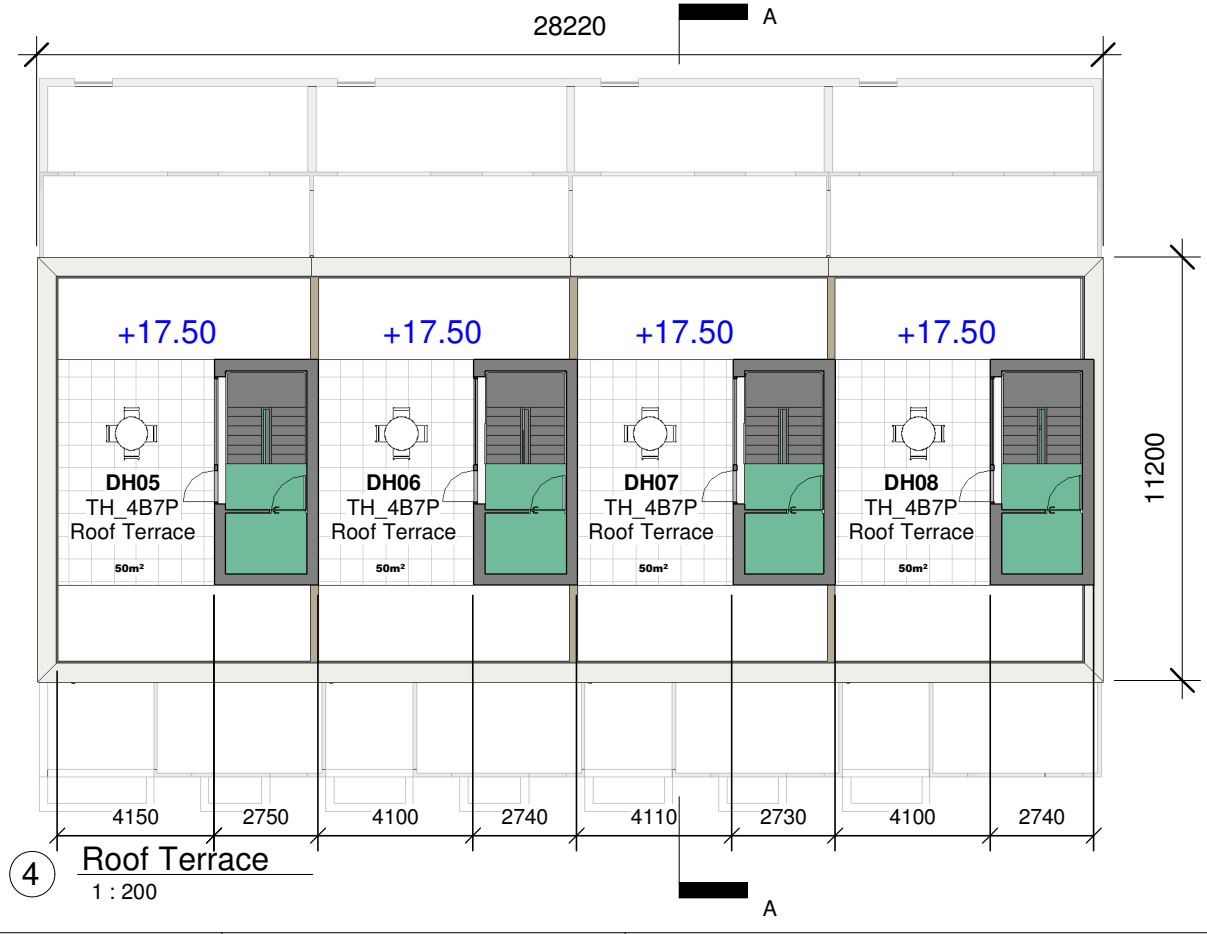
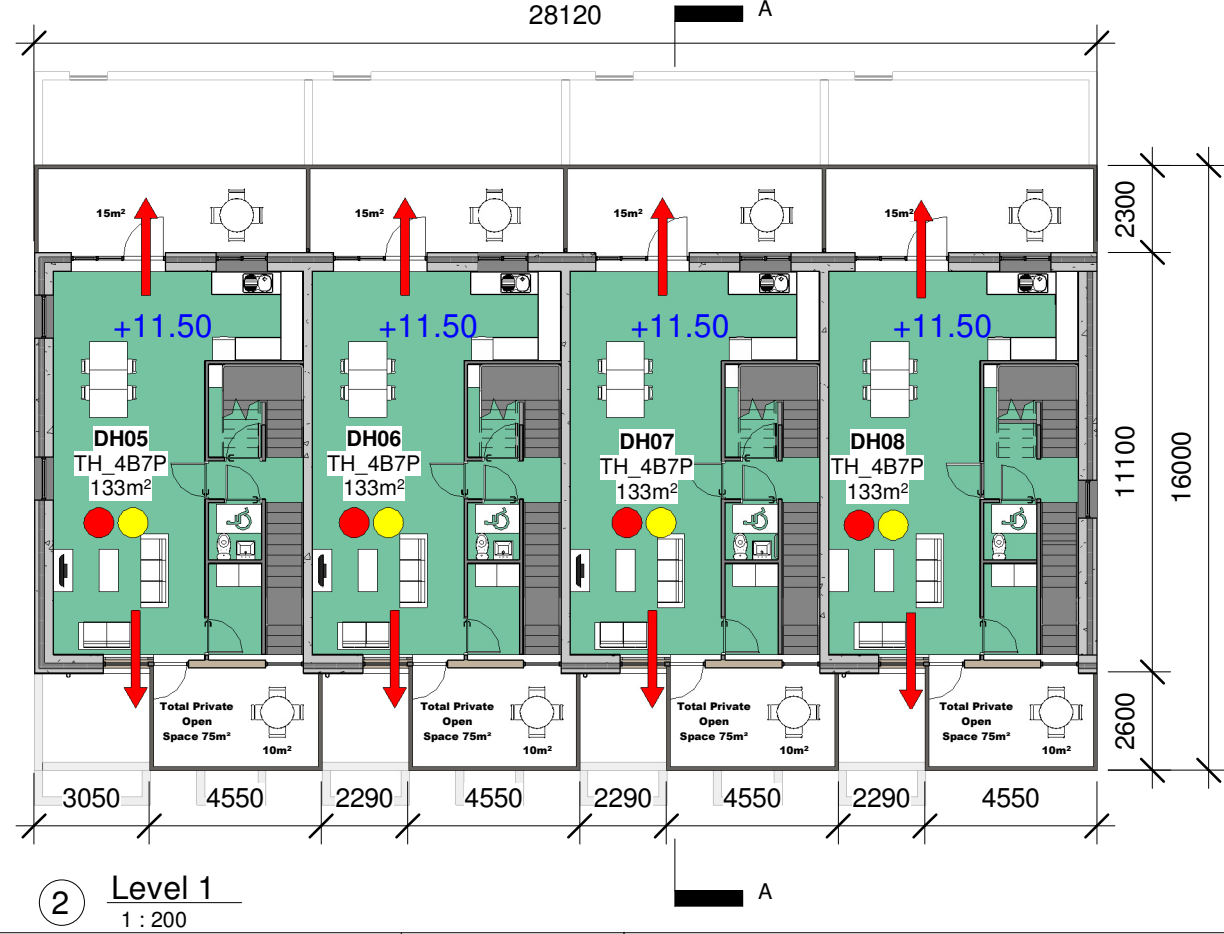
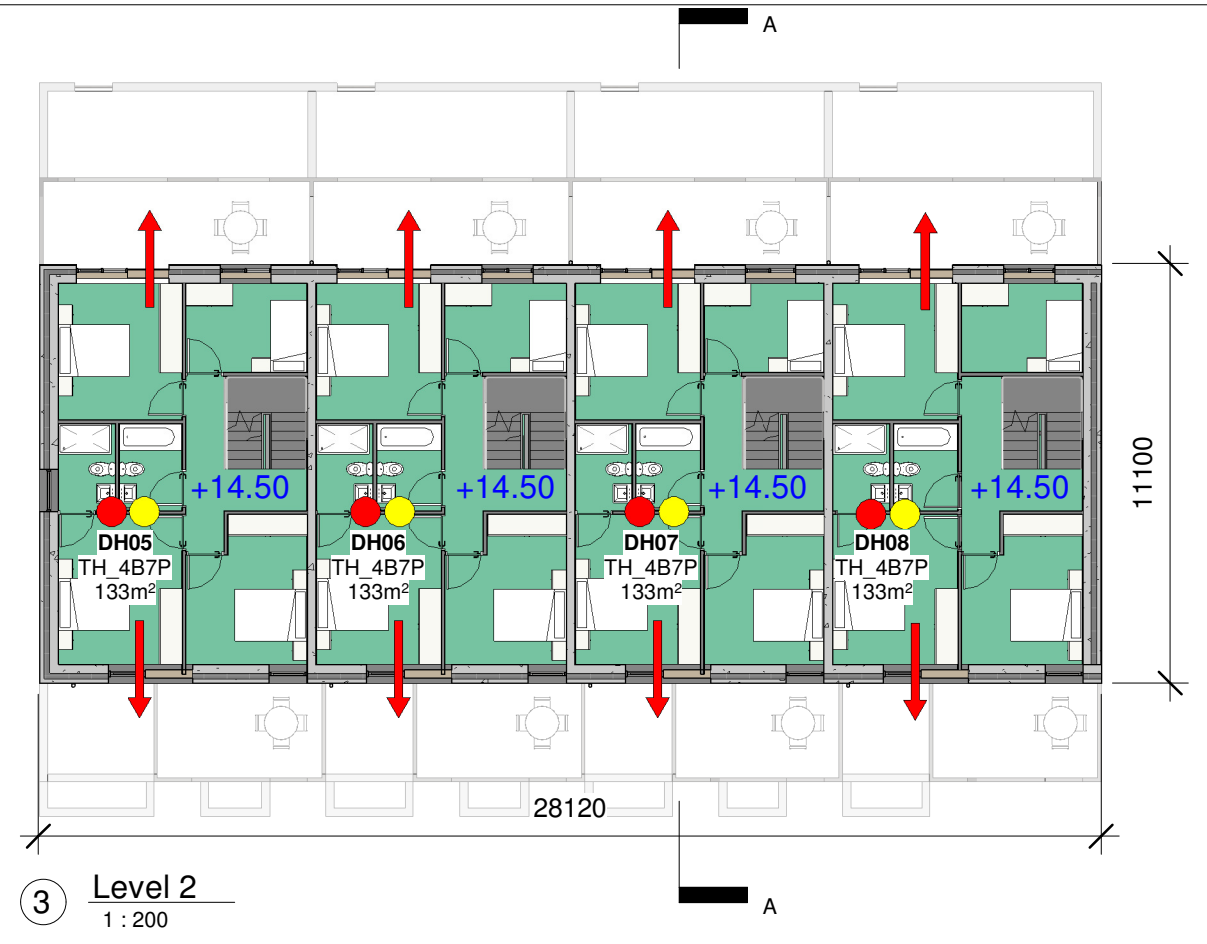
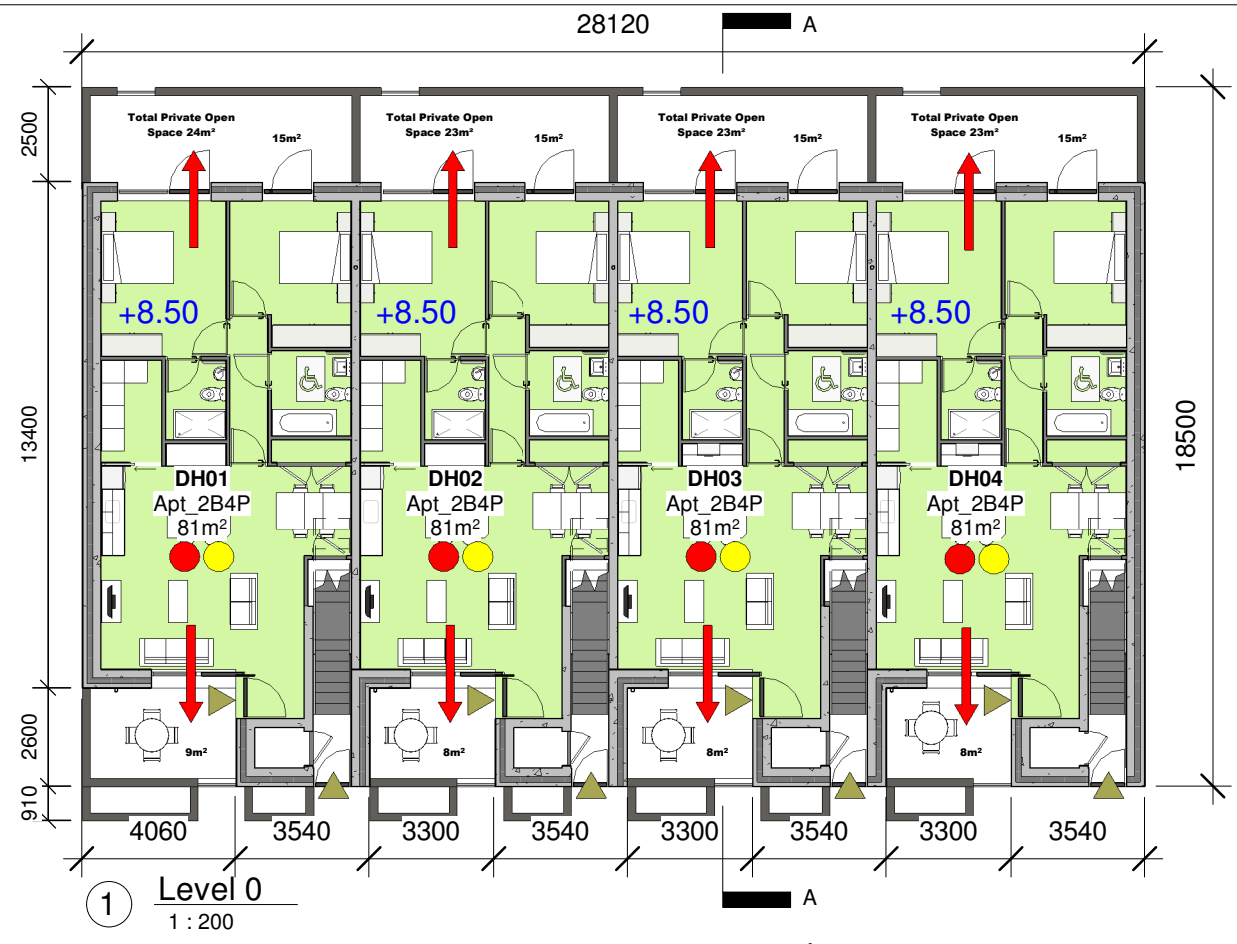


NOTES	NOTES
	<ul style="list-style-type: none"> <li>- Do not scale from this drawing. Use figured dimensions in all cases.</li> <li>- Verify dimensions on site and report any discrepancies to the Architect immediately.</li> <li>- This drawing to be read in conjunction with the Architect's Specification.</li> <li>- © This drawing is copyright and may only be reproduced with the Architect's permission.</li> </ul>
	©Copyright Reddy Architecture & Urbanism

Status  
**Issued for Planning**

Douglas Business Park, Carrigaline Rd, Douglas, Cork, T12 P088  
T: + 353 (0)21 436 2922  
W: www.reddyarchitecture.com  
E: cork@reddyarchitecture.com

Client Details: <b>Watfore Limited</b>				
Project Details: <b>Creamfields Residential Development, Kinsale &amp; Tramore Roads, Cork</b>				
Drawing Title: <b>Duplex Building G_ Roof Plan</b>				
Job No. <b>P19-195C</b>	Drawn By: <b>CH</b>	Reviewed By: <b>SK</b>	Issue Date: <b>2021.12.10</b>	Scale @A3 <b>1 : 200</b>
PURPOSE <b>8. Planning</b>	Project-Originator-Zone-Level-Type-Role-Classification-Number <b>P19-195C-RAU-BG-ZZ-DR-A- 41004</b>			Revision <b>P02</b>



**NOTES**

- Dual Aspect
- 10% Larger than min.

REV	DATE	DRAWN	DESCRIPTION
P02	10.12.2021	CH	Issued for Planning
Issues & Revisions			



\*For information on room dimensions, apartment areas and compliance with Sustainable Urban Housing: Design Standards for New Apartments, **please refer to large scale Unit Typology sheets and Housing Quality Assessment**

**NOTES**

- Do not scale from this drawing. Use figured dimensions in all cases.
- Verify dimensions on site and report any discrepancies to the Architect immediately.
- This drawing to be read in conjunction with the Architect's Specification.
- © This drawing is copyright and may only be reproduced with the Architect's permission.

©Copyright Reddy Architecture & Urbanism

Status  
**Issued for Planning**

Douglas Business Park, Carrigaline Rd, Douglas, Cork, T12 P088  
 T: + 353 (0)21 436 2922  
 W: www.reddyarchitecture.com  
 E: cork@reddyarchitecture.com

Client Details:  
**Watfore Limited**

Project Details:  
**Creamfields Residential Development, Kinsale & Tramore Roads, Cork**

Drawing Title:  
**Duplex Building H\_ Floor Plans**

Job No. <b>P19-195C</b>	Drawn By: <b>M.Stapleton</b>	Reviewed By: <b>S. Keams</b>	Issue Date: <b>2021.12.10</b>	Scale @A3 <b>1 : 200</b>
PURPOSE <b>8. Planning</b>	Project-Originator-Zone-Level-Type-Role-Classification-Number <b>P19-195C-RAU-BH-ZZ-DR-A- 42001</b>			Revision <b>P02</b>





① South Elevation  
1 : 200



② North Elevation  
1 : 200

DO NOT SCALE FROM THIS DRAWING. USE FIGURED DIMENSIONS IN ALL CASES. VERIFY DIMENSIONS ON SITE AND REPORT ANY DISCREPANCIES TO THE ARCHITECTS IMMEDIATELY. THIS DRAWING IS TO BE READ IN CONJUNCTION WITH THE ARCHITECTS SPECIFICATION. © THIS DRAWING IS COPYRIGHT AND MAY ONLY BE REPRODUCED WITH THE ARCHITECTS PERMISSION.

REV	DATE	DRN	ISSUE
P01	2021.12.13	CH	Issued for Planning

ORIGINAL SHEET SIZE = A3

NOTES

MATERIALS LEGEND

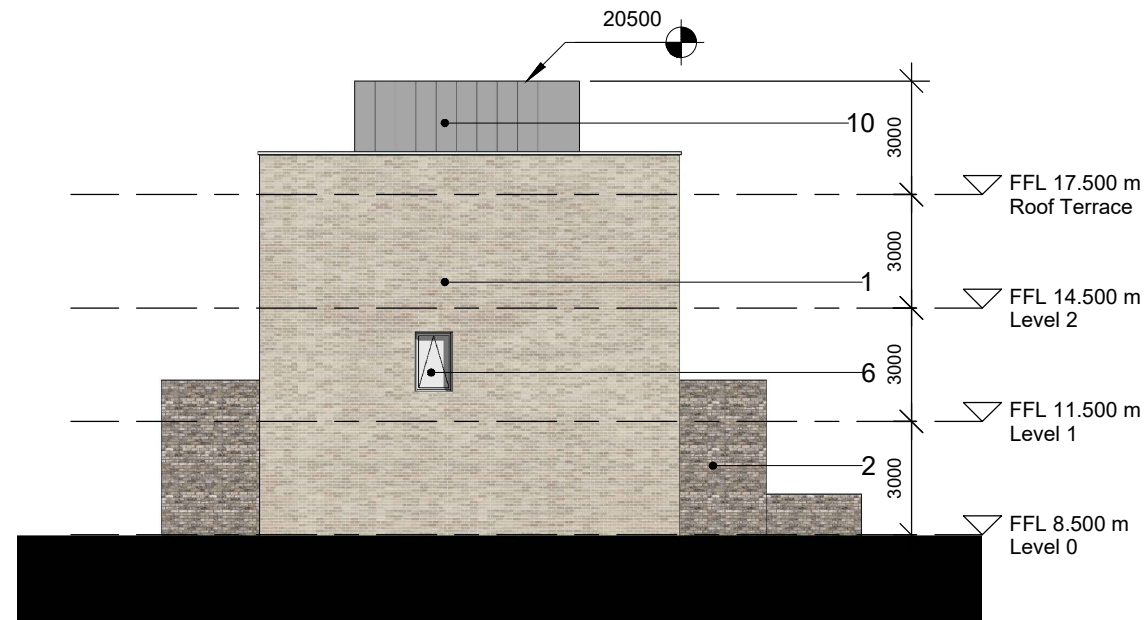
- |                                    |  |  |
|------------------------------------|--|--|
| 1 Selected buff brick              | 6 Selected aluminium window/door frames  | 11 Selected architectural louvered system to selected RAD colour |
| 2 Selected dark grey brick         | 7 Selected glass railing                 | 12 Selected painted galvanised steel balcony                     |
| 3 Selected decorative brick        | 8 Selected painted galvanised steel gate | 13 Selected painted/coloured render balcony                      |
| 4 Selected painted/coloured render | 9 Selected painted hardwood door         | 14 Selected dark grey brick balcony                              |
| 5 White concrete string course     | 10 Selected metal panelling              |  |

PLANNING

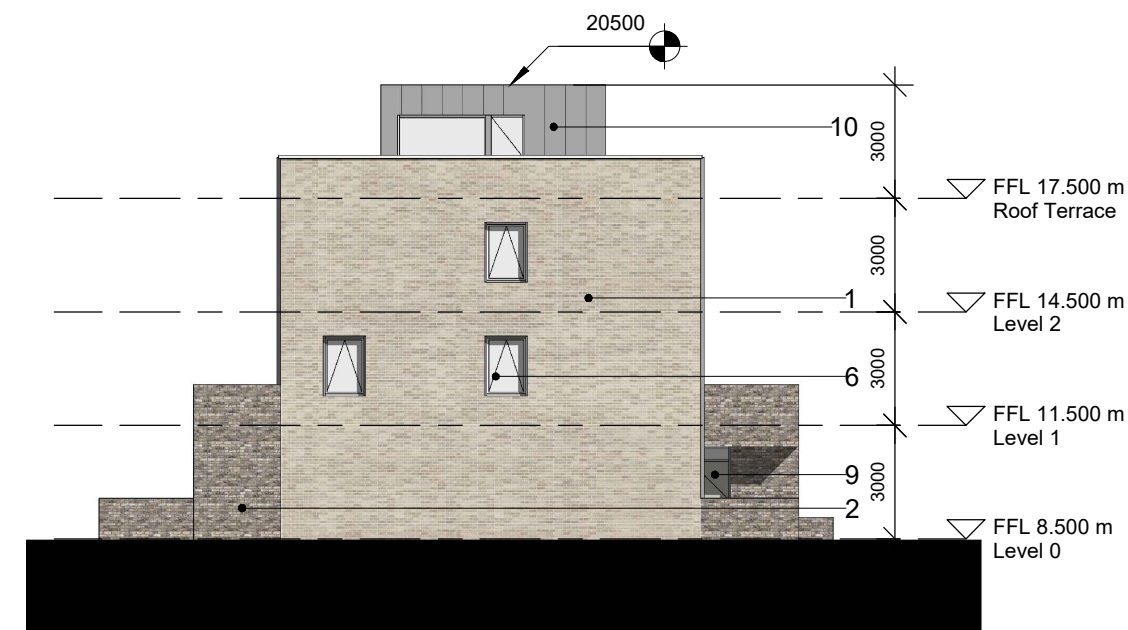
JOB Creamfields Residential Development Kinsale and Tramore Roads, Cork	
CLIENT Waflore Limited	
DRAWING Duplex Building I North and South Elevation	
DATE 2021.12.10	SCALE 1:200 @ A3
DRN. CH	CHECKED SK

Reddy Architecture + Urbanism  
Cork Office  
Douglas Business Centre, Carrigaline Road, Douglas, Co. Cork  
T: +353 (0)21 4362922  
W: www.reddyarchitecture.com  
E: cork@reddyarchitecture.com

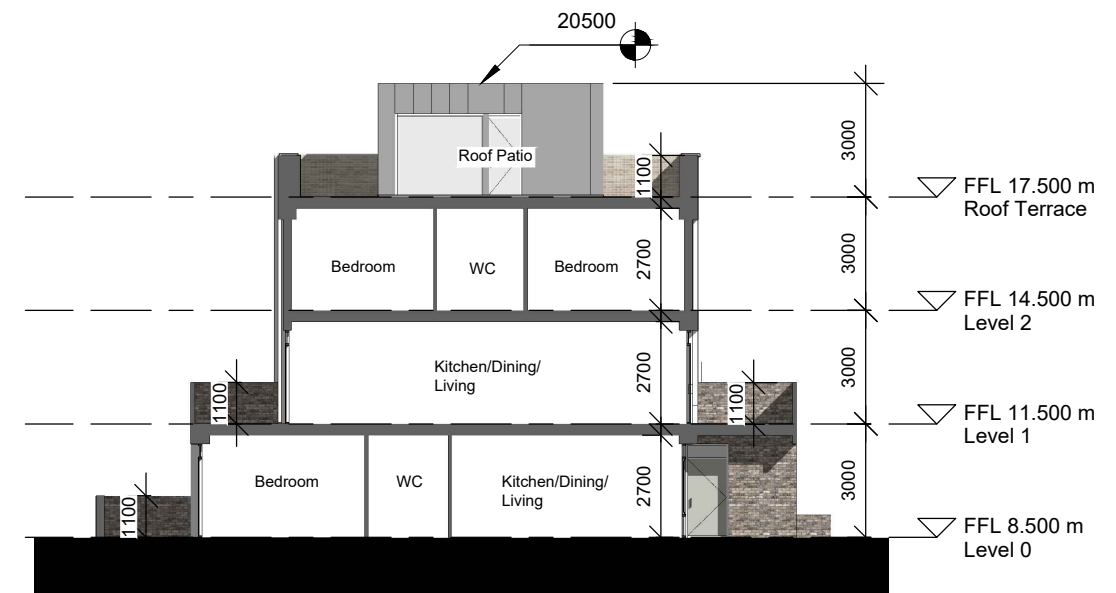
DWG NO. P19-195C-RAU-BH-ZZ-DR-A-42002	REVISION P01
--	-----------------



1 East Elevation  
1 : 200



2 West Elevation  
1 : 200



3 Section AA  
1 : 200

DO NOT SCALE FROM THIS DRAWING. USE FIGURED DIMENSIONS IN ALL CASES. VERIFY DIMENSIONS ON SITE AND REPORT ANY DISCREPANCIES TO THE ARCHITECTS IMMEDIATELY. THIS DRAWING IS TO BE READ IN CONJUNCTION WITH THE ARCHITECTS SPECIFICATION. © THIS DRAWING IS COPYRIGHT AND MAY ONLY BE REPRODUCED WITH THE ARCHITECTS PERMISSION.

REV	DATE	DRN	ISSUE
P01	2021.12.13	CH	Issued for Planning

NOTES

MATERIALS LEGEND

- |                                    |  |  |
|------------------------------------|--|--|
| 1 Selected buff brick              | 6 Selected aluminium window/door frames  | 11 Selected architectural louvered system to selected RAD colour |
| 2 Selected dark grey brick         | 7 Selected glass railing                 | 12 Selected painted galvanised steel balcony                     |
| 3 Selected decorative brick        | 8 Selected painted galvanised steel gate | 13 Selected painted/coloured render balcony                      |
| 4 Selected painted/coloured render | 9 Selected painted hardwood door         | 14 Selected dark grey brick balcony                              |
| 5 White concrete string course     | 10 Selected metal panelling              |  |

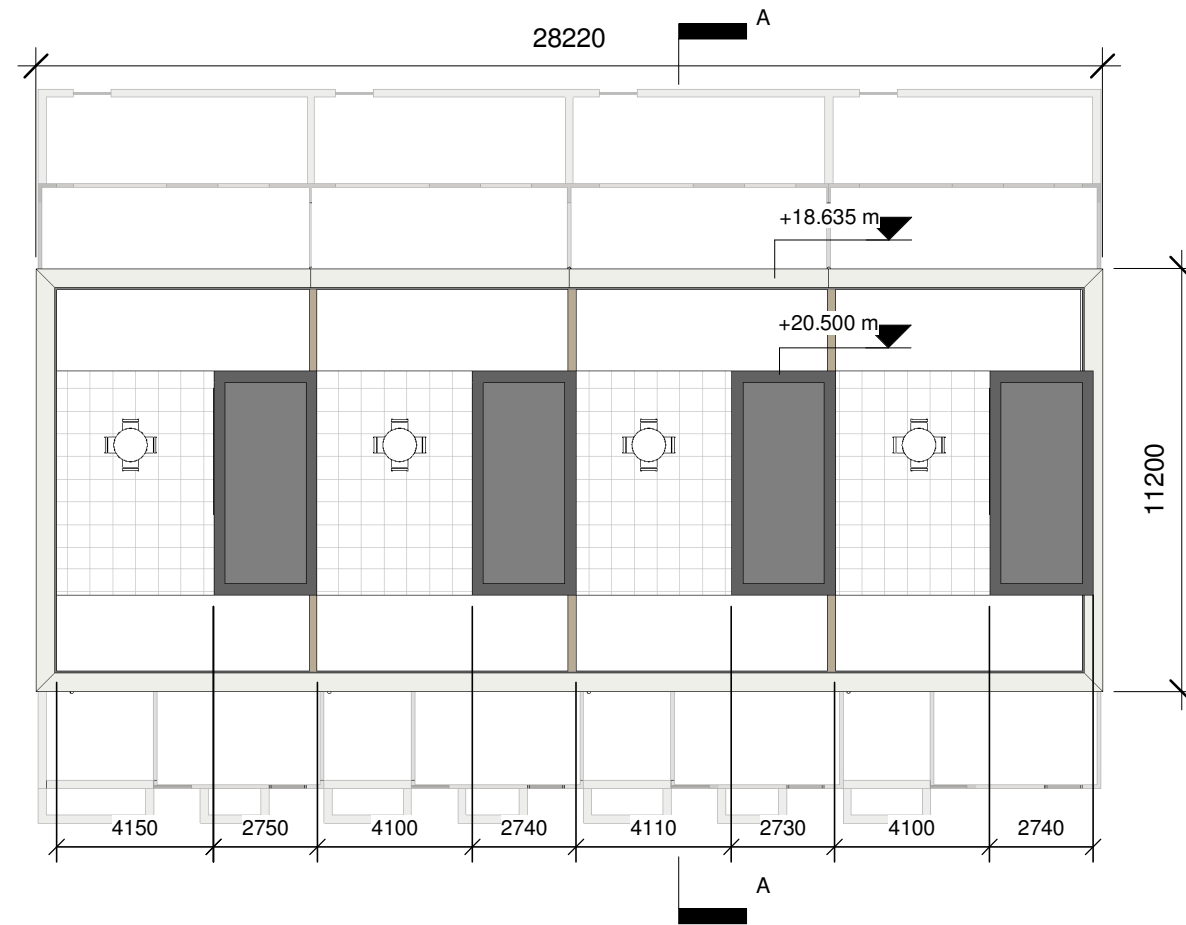
ORIGINAL SHEET SIZE = A3

PLANNING	
JOB Creamfields Residential Development Kinsale and Tramore Roads, Cork	
CLIENT Waflore Limited	
DRAWING Duplex Building H East and West Elevation, Section AA	
DATE 2021.12.10	SCALE 1:200 @ A3
DRN. CH	CHECKED SK

Reddy Architecture + Urbanism  
Cork Office  
Douglas Business Centre, Carrigaline Road, Douglas, Co. Cork  
T: +353 (0)21 4362922  
W: www.reddyarchitecture.com  
E: cork@reddyarchitecture.com

DWG NO. P19-195C-RAU-BH-ZZ-DR-A-42003	REVISION P01
--	-----------------



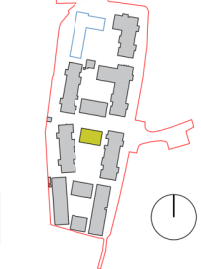


① **Roof Plan**  
1 : 200

NOTES

REV	DATE	DRAWN	DESCRIPTION
P02	10.12.2021	CH	Issued for Planning
Issues & Revisions			

KEY PLAN



NOTES

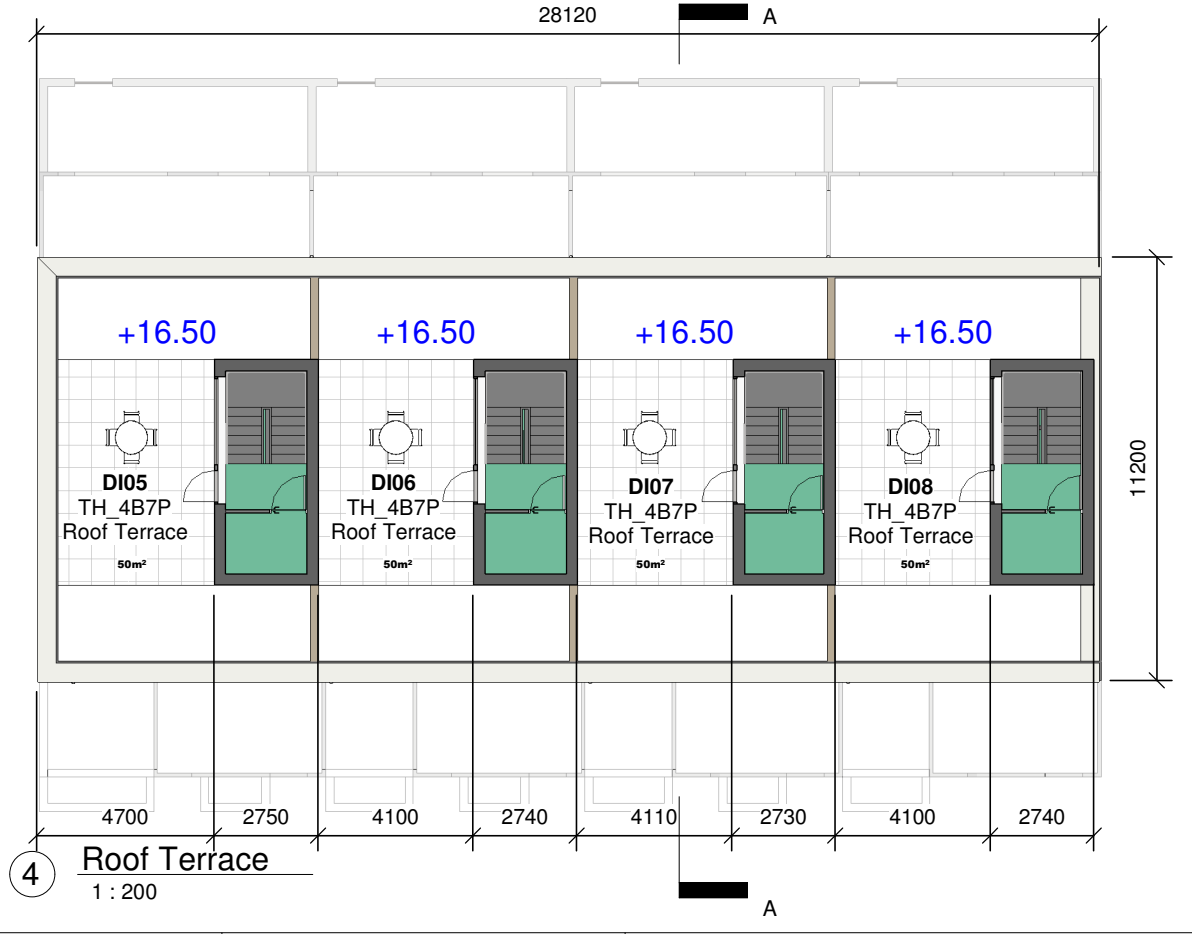
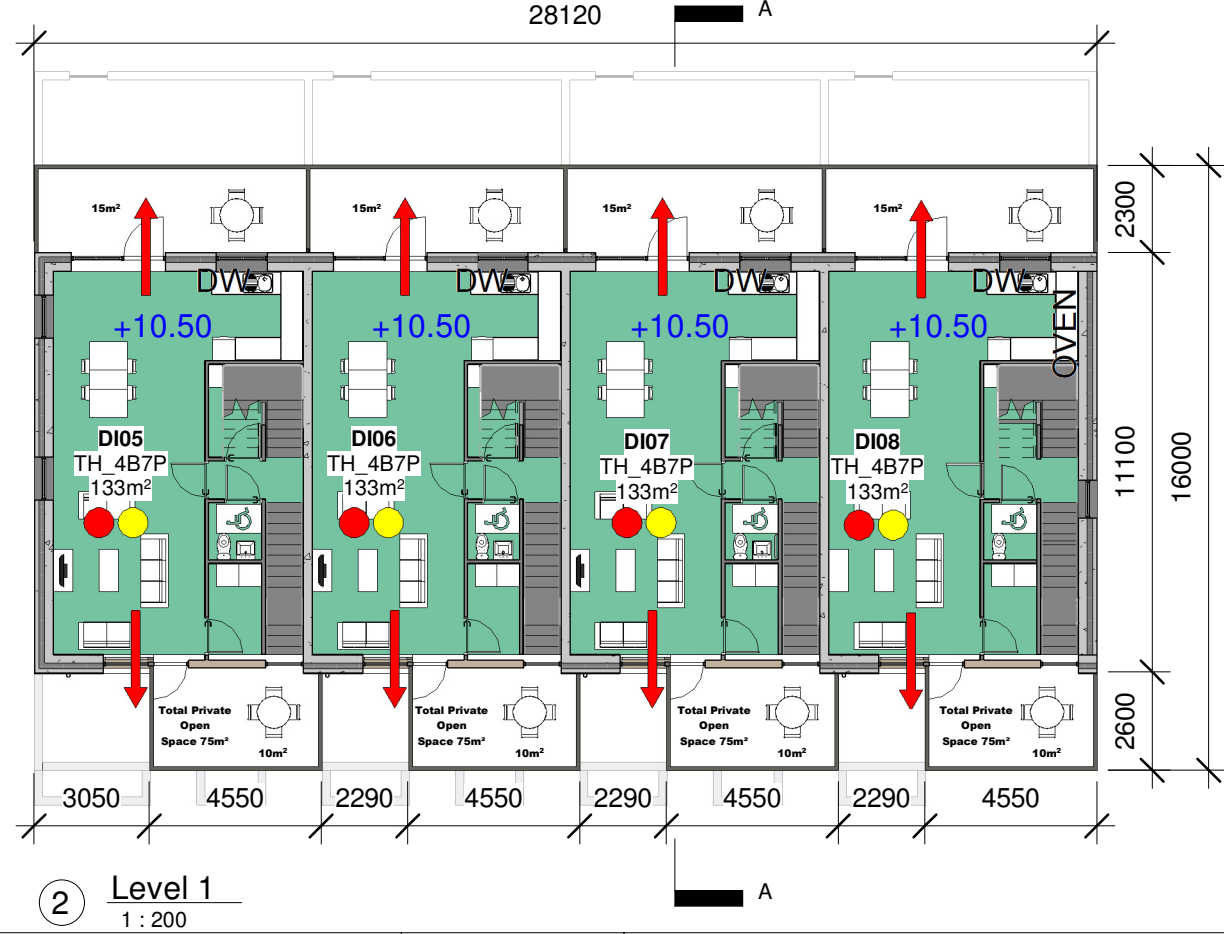
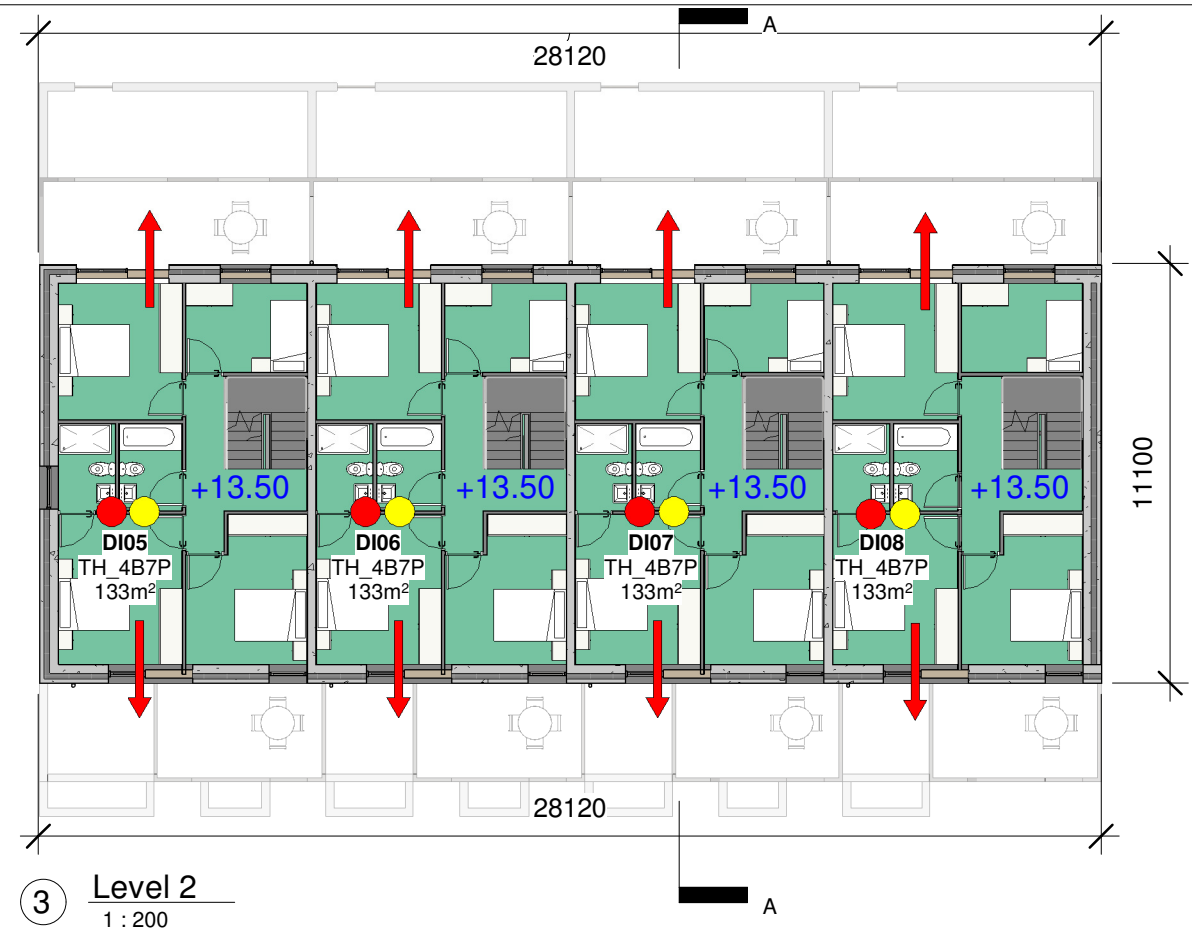
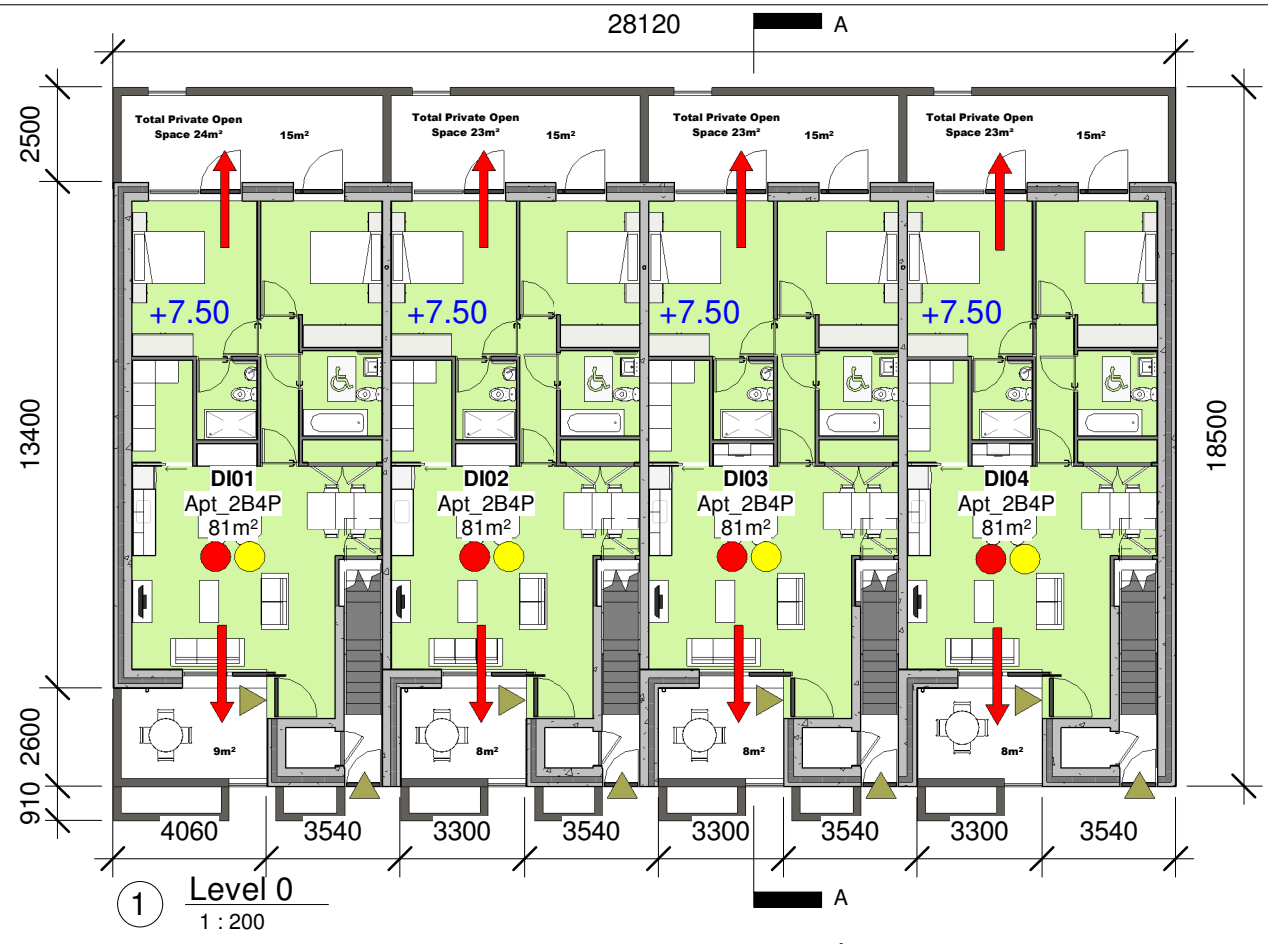
- Do not scale from this drawing. Use figured dimensions in all cases.
  - Verify dimensions on site and report any discrepancies to the Architect immediately.
  - This drawing to be read in conjunction with the Architect's Specification.
  - © This drawing is copyright and may only be reproduced with the Architect's permission.
- ©Copyright Reddy Architecture & Urbanism

Status  
**Issued for Planning**

Douglas Business Park, Carrigaline Rd, Douglas, Cork, T12 P088  
T: + 353 (0)21 436 2922  
W: www.reddyarchitecture.com  
E: cork@reddyarchitecture.com

Client Details:  
**Watfore Limited**

Project Details: <b>Creamfields Residential Development, Kinsale &amp; Tramore Roads, Cork</b>				
Drawing Title: <b>Duplex Building H_ Roof Plan</b>				
Job No. <b>P19-195C</b>	Drawn By: <b>C.Horan</b>	Reviewed By: <b>S.Keams</b>	Issue Date: <b>2021.12.10</b>	Scale @A3 <b>1 : 200</b>
PURPOSE <b>8. Planning</b>	Project-Originator-Zone-Level-Type-Role-Classification-Number <b>P19-195C-RAU-BH-ZZ-DR-A- 42004</b>			Revision <b>P02</b>



NOTES

- Dual Aspect
- 10% Larger than min.

REV	DATE	DRAWN	DESCRIPTION
P02	10.12.2021	CH	Issued for Planning
Issues & Revisions			



\*For information on room dimensions, apartment areas and compliance with Sustainable Urban Housing: Design Standards for New Apartments, **please refer to large scale Unit Typology sheets and Housing Quality Assessment**

NOTES

- Do not scale from this drawing. Use figured dimensions in all cases.
- Verify dimensions on site and report any discrepancies to the Architect immediately.
- This drawing to be read in conjunction with the Architect's Specification.
- © This drawing is copyright and may only be reproduced with the Architect's permission.

©Copyright Reddy Architecture & Urbanism

Status  
**Issued for Planning**

Douglas Business Park, Carrigaline Rd, Douglas, Cork, T12 P088  
 T: + 353 (0)21 436 2922  
 W: www.reddyarchitecture.com  
 E: cork@reddyarchitecture.com

Client Details:  
**Watfore Limited**

Project Details:  
**Creamfields Residential Development, Kinsale & Tramore Roads, Cork**

Drawing Title:  
**Duplex Building I\_ Floor Plans**

Job No. <b>P19-195C</b>	Drawn By: <b>M.Stapleton</b>	Reviewed By: <b>S. Keams</b>	Issue Date: <b>2021.12.10</b>	Scale @A3 <b>1 : 200</b>
PURPOSE <b>8. Planning</b>			Project-Originator-Zone-Level-Type-Role-Classification-Number <b>P19-195C-RAU-BI-ZZ-DR-A- 43001</b>	Revision <b>P02</b>





① South Elevation  
1 : 200



② North Elevation  
1 : 200

DO NOT SCALE FROM THIS DRAWING. USE FIGURED DIMENSIONS IN ALL CASES. VERIFY DIMENSIONS ON SITE AND REPORT ANY DISCREPANCIES TO THE ARCHITECTS IMMEDIATELY. THIS DRAWING IS TO BE READ IN CONJUNCTION WITH THE ARCHITECTS SPECIFICATION. © THIS DRAWING IS COPYRIGHT AND MAY ONLY BE REPRODUCED WITH THE ARCHITECTS PERMISSION.

REV	DATE	DRN	ISSUE
P01	2021.12.13	CH	Issued for Planning

ORIGINAL SHEET SIZE = A3

NOTES

MATERIALS LEGEND

- |                                    |  |  |
|------------------------------------|--|--|
| 1 Selected buff brick              | 6 Selected aluminium window/door frames  | 11 Selected architectural louvered system to selected RAD colour |
| 2 Selected dark grey brick         | 7 Selected glass railing                 | 12 Selected painted galvanised steel balcony                     |
| 3 Selected decorative brick        | 8 Selected painted galvanised steel gate | 13 Selected painted/coloured render balcony                      |
| 4 Selected painted/coloured render | 9 Selected painted hardwood door         | 14 Selected dark grey brick balcony                              |
| 5 White concrete string course     | 10 Selected metal panelling              |  |

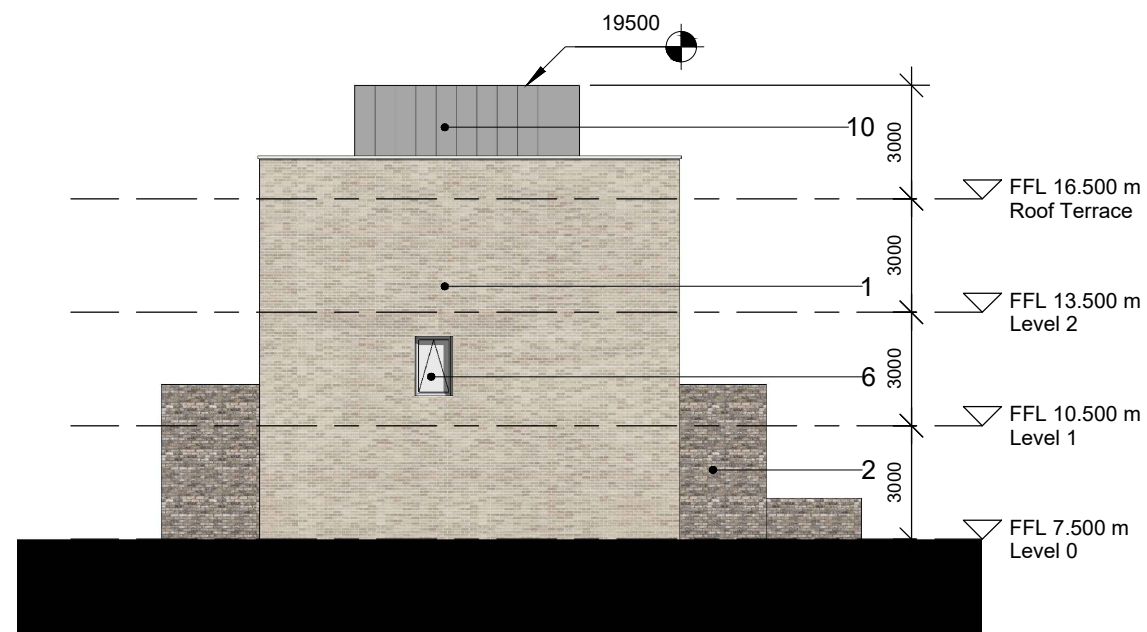
PLANNING

JOB Creamfields Residential Development Kinsale and Tramore Roads, Cork	
CLIENT Waflore Limited	
DRAWING Duplex Building I North and South Elevation	
DATE 2021.12.10	SCALE 1:200 @ A3
DRN. CH	CHECKED SK

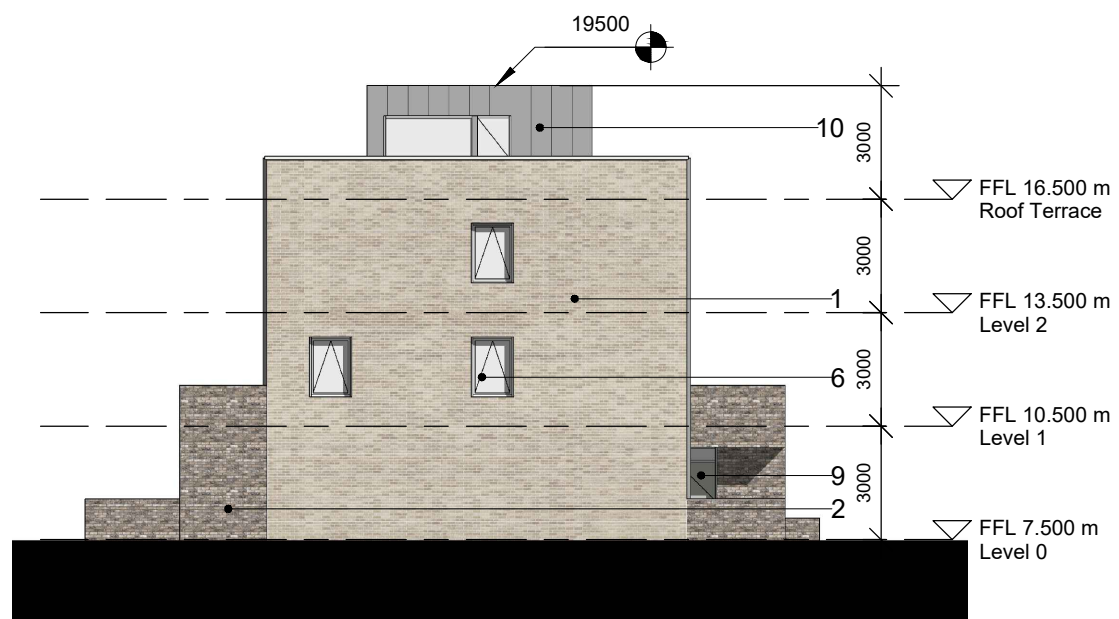
Reddy Architecture + Urbanism  
Cork Office  
Douglas Business Centre, Carrigaline Road, Douglas, Co. Cork

T: +353 (0)21 4362922  
W: www.reddyarchitecture.com  
E: cork@reddyarchitecture.com

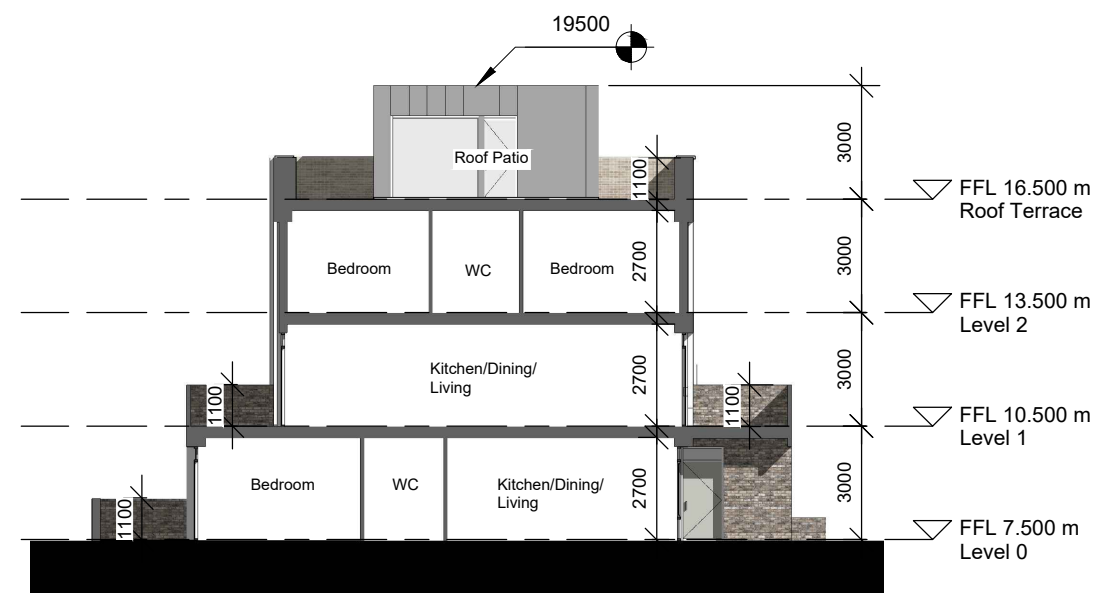
DWG NO.	REVISION
P19-195C-RAU-BI-ZZ-DR-A-43002	P01



1 East Elevation  
1 : 200



2 West Elevation  
1 : 200



3 Section AA  
1 : 200

DO NOT SCALE FROM THIS DRAWING. USE FIGURED DIMENSIONS IN ALL CASES. VERIFY DIMENSIONS ON SITE AND REPORT ANY DISCREPANCIES TO THE ARCHITECTS IMMEDIATELY. THIS DRAWING TO BE READ IN CONJUNCTION WITH THE ARCHITECTS SPECIFICATION. © THIS DRAWING IS COPYRIGHT AND MAY ONLY BE REPRODUCED WITH THE ARCHITECTS PERMISSION.

REV	DATE	DRN	ISSUE
P01	2021.12.13	CH	Issued for Planning

NOTES

MATERIALS LEGEND

- |                                    |  |  |
|------------------------------------|--|--|
| 1 Selected buff brick              | 6 Selected aluminium window/door frames  | 11 Selected architectural louvered system to selected RAD colour |
| 2 Selected dark grey brick         | 7 Selected glass railing                 | 12 Selected painted galvanised steel balcony                     |
| 3 Selected decorative brick        | 8 Selected painted galvanised steel gate | 13 Selected painted/coloured render balcony                      |
| 4 Selected painted/coloured render | 9 Selected painted hardwood door         | 14 Selected dark grey brick balcony                              |
| 5 White concrete string course     | 10 Selected metal panelling              |  |

ORIGINAL SHEET SIZE = A3

PLANNING

JOB  
Creamfields Residential Development  
Kinsale and Tramore Roads, Cork

CLIENT  
Waflore Limited

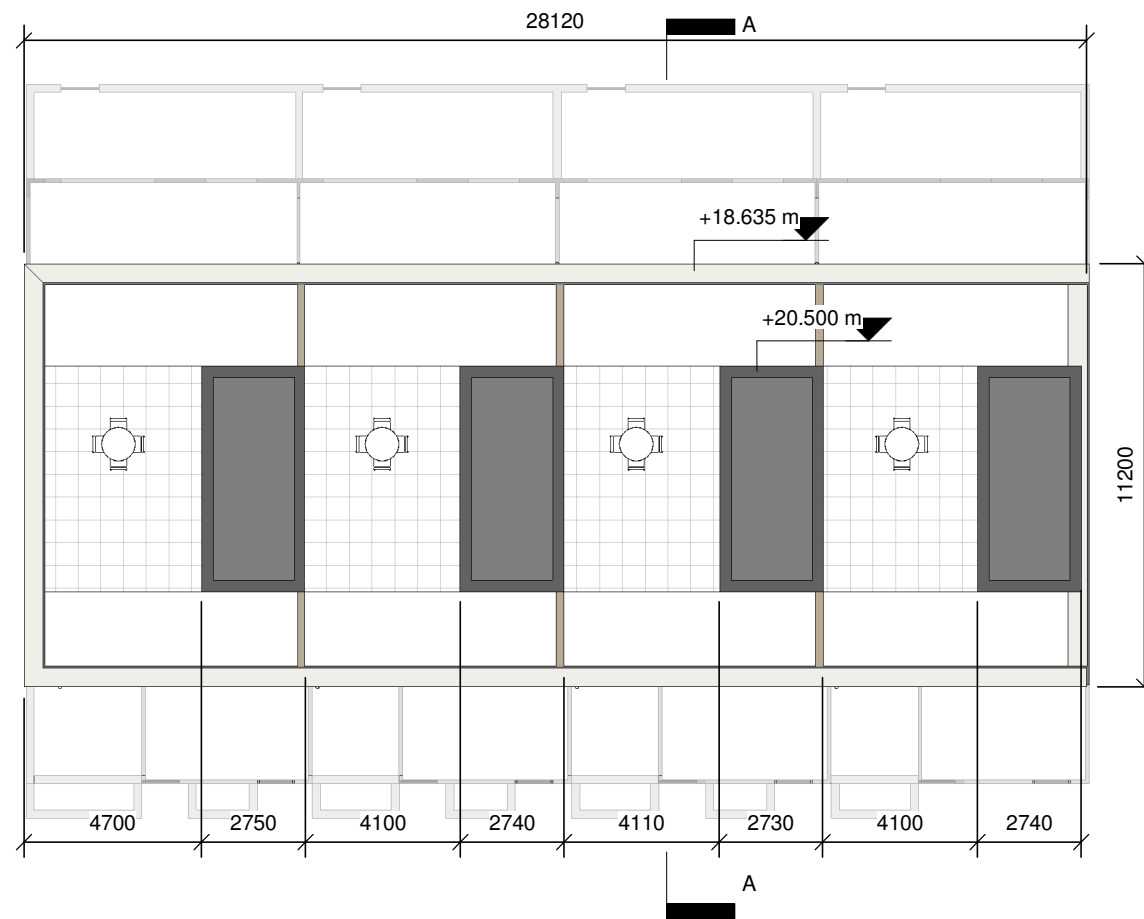
DRAWING  
Duplex Building I  
East and West Elevation, Section AA

DATE 2021.12.10	SCALE 1:200 @ A3
DRN. CH	CHECKED SK

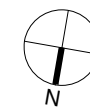


DWG NO. P19-195C-RAU-BI-ZZ-DR-A-43003 REVISION P01





① **Roof Plan**  
1 : 200



NOTES

KEY PLAN



NOTES

- Do not scale from this drawing. Use figured dimensions in all cases.
  - Verify dimensions on site and report any discrepancies to the Architect immediately.
  - This drawing to be read in conjunction with the Architect's Specification.
  - © This drawing is copyright and may only be reproduced with the Architect's permission.
- ©Copyright Reddy Architecture & Urbanism

Status

**Issued for Planning**



Douglas Business Park, Carrigaline Rd, Douglas, Cork, T12 P088  
T: + 353 (0)21 436 2922  
W: www.reddyarchitecture.com  
E: cork@reddyarchitecture.com

Client Details:

**Watfore Limited**

Project Details:

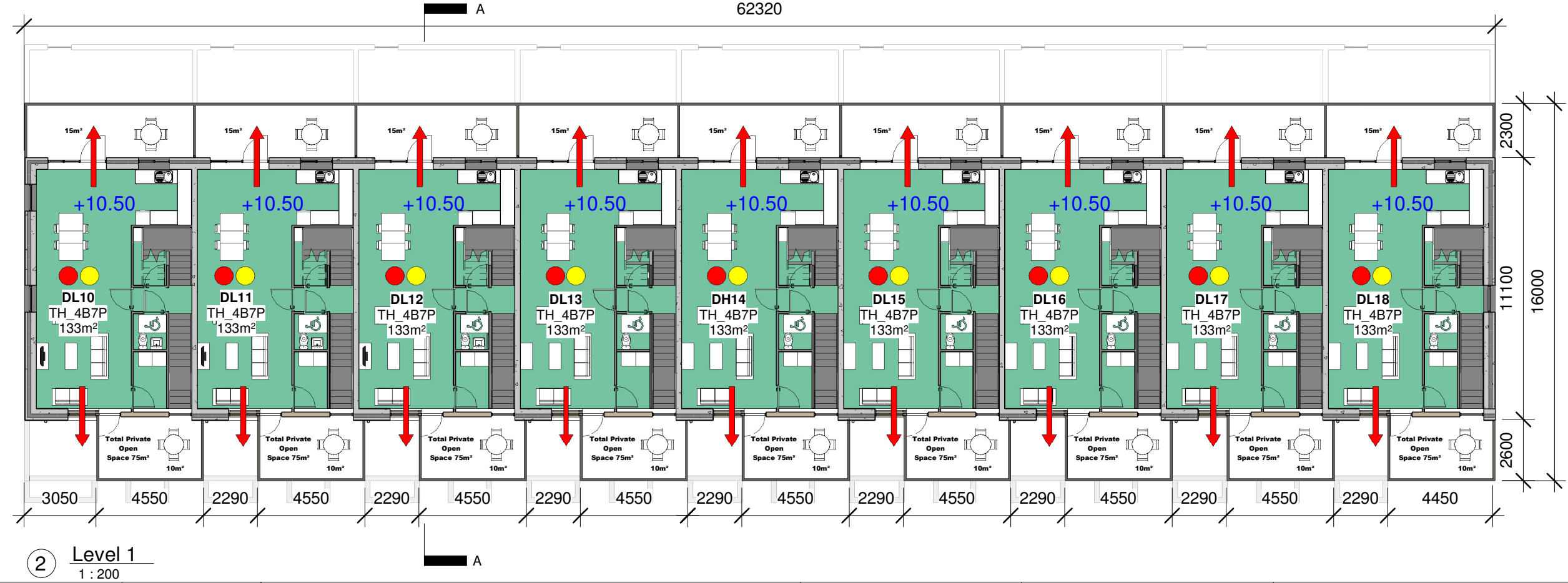
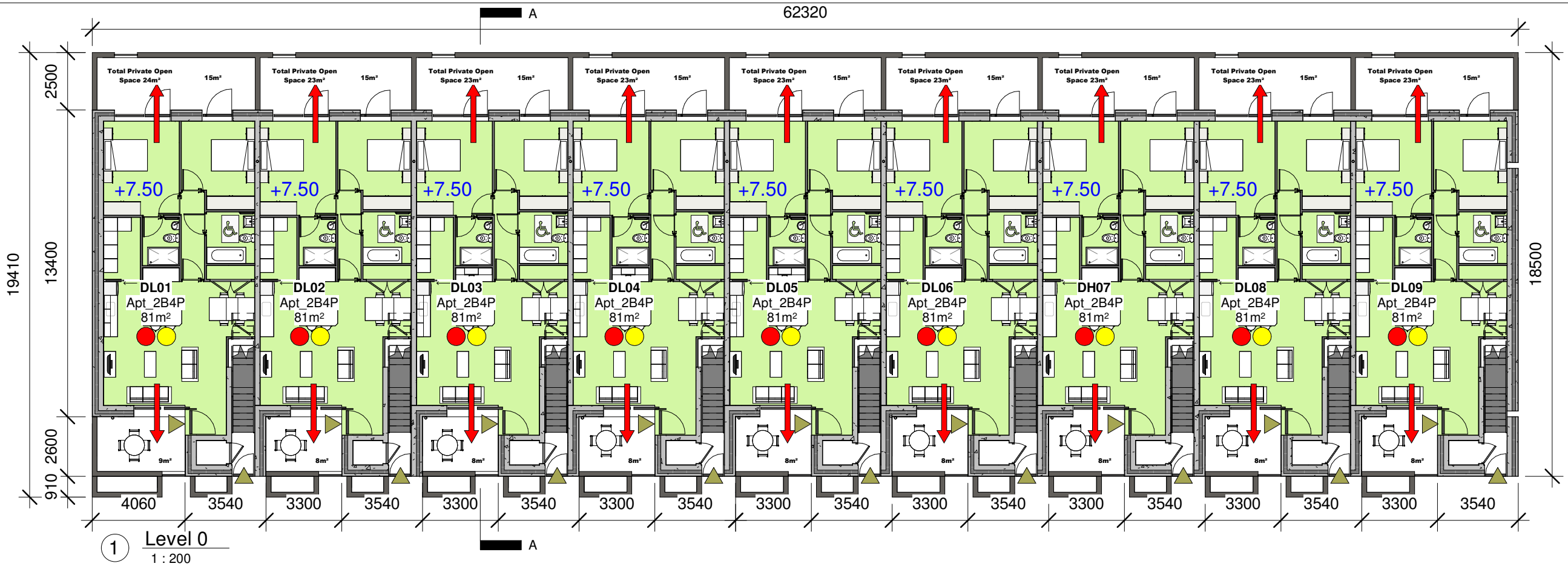
**Creamfields Residential Development, Kinsale & Tramore Roads, Cork**

Drawing Title:

**Duplex Building I\_ Roof Plan**

Job No. <b>P19-195C</b>	Drawn By: <b>C.Horan</b>	Reviewed By: <b>S.Keams</b>	Issue Date: <b>2021.12.10</b>	Scale @A3 <b>1 : 200</b>
PURPOSE <b>8. Planning</b>	Project-Originator-Zone-Level-Type-Role-Classification-Number <b>P19-195C-RAU-BI-ZZ-DR-A- 43004</b>			Revision <b>P02</b>

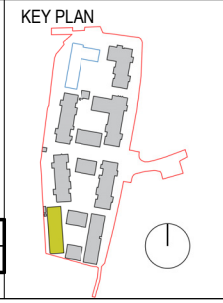
REV	DATE	DRAWN	DESCRIPTION
P02	10.12.2021	CH	Issued for Planning
Issues & Revisions			



NOTES

- Dual Aspect
- 10% Larger than min.

REV	DATE	DRAWN	DESCRIPTION
P02	10.12.2021	CH	Issued for Planning
Issues & Revisions			



\*For information on room dimensions, apartment areas and compliance with Sustainable Urban Housing: Design Standards for New Apartments, **please refer to large scale Unit Typology sheets and Housing Quality Assessment**

NOTES

- Do not scale from this drawing. Use figured dimensions in all cases.
- Verify dimensions on site and report any discrepancies to the Architect immediately.
- This drawing to be read in conjunction with the Architect's Specification.
- © This drawing is copyright and may only be reproduced with the Architect's permission.

©Copyright Reddy Architecture & Urbanism

Status  
**Issued for Planning**

Douglas Business Park, Carrigaline Rd, Douglas, Cork, T12 P088  
T: + 353 (0)21 436 2922  
W: www.reddyarchitecture.com  
E: cork@reddyarchitecture.com

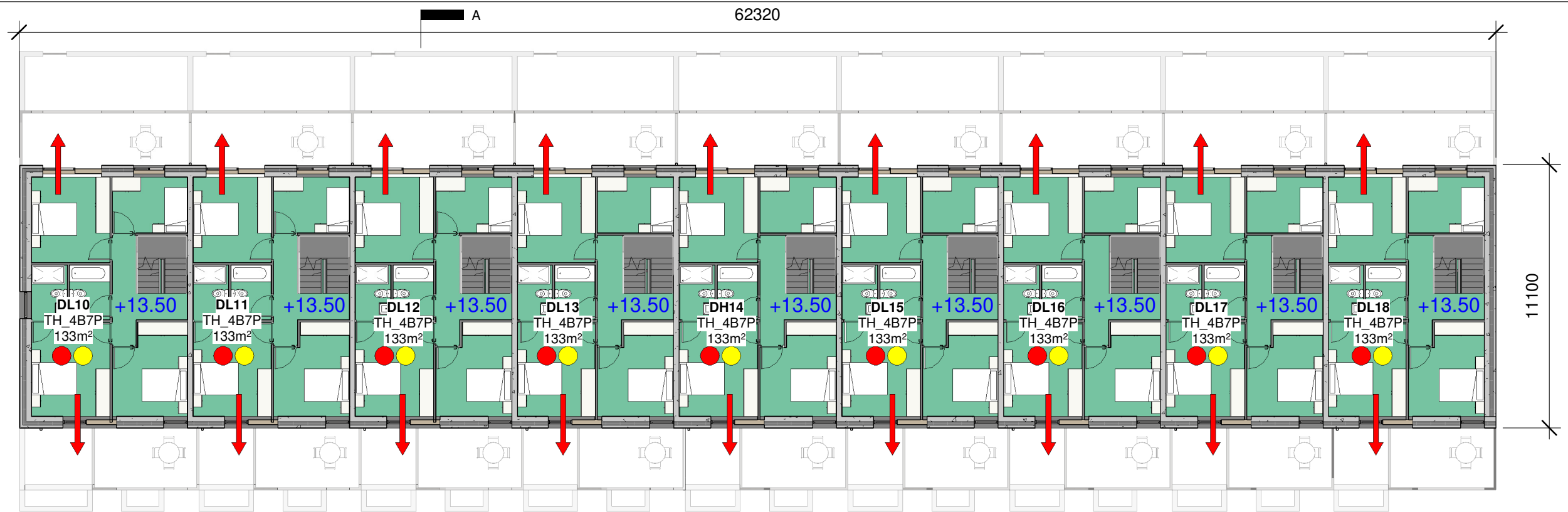
Client Details:  
**Watfore Limited**

Project Details:  
**Creamfields Residential Development, Kinsale & Tramore Roads, Cork**

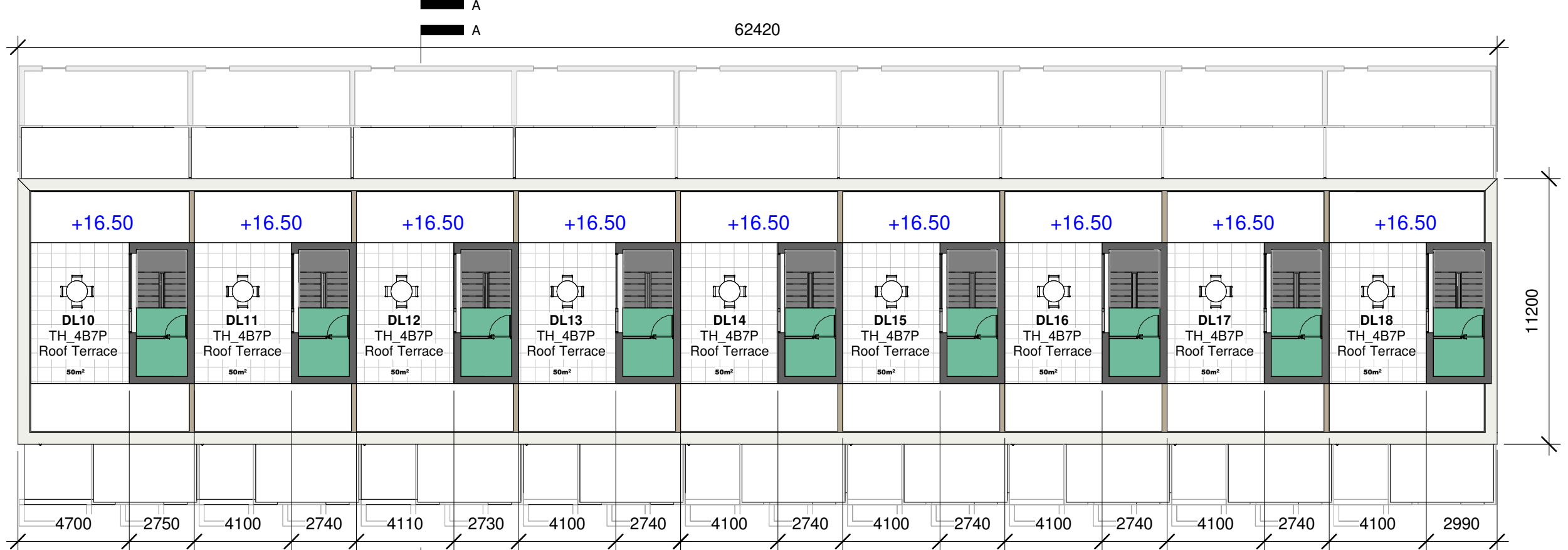
Drawing Title:  
**Duplex Building L\_ Floor Plans**

Job No. <b>P19-195C</b>	Drawn By: <b>M.Stapleton</b>	Reviewed By: <b>S. Keams</b>	Issue Date: <b>2021.12.10</b>	Scale @A3 <b>1 : 200</b>
PURPOSE <b>8. Planning</b>		Project-Originator-Zone-Level-Type-Role-Classification-Number <b>P19-195C-RAU-BL-ZZ-DR-A- 44001</b>		Revision <b>P02</b>





① Level 2  
1 : 200



② Roof Terrace  
1 : 200

NOTES

- Dual Aspect
- 10% Larger than min.

KEY PLAN



\*For information on room dimensions, apartment areas and compliance with Sustainable Urban Housing: Design Standards for New Apartments, **please refer to large scale Unit Typology sheets and Housing Quality Assessment**

NOTES

- Do not scale from this drawing. Use figured dimensions in all cases.
  - Verify dimensions on site and report any discrepancies to the Architect immediately.
  - This drawing to be read in conjunction with the Architect's Specification.
  - © This drawing is copyright and may only be reproduced with the Architect's permission.
- ©Copyright Reddy Architecture & Urbanism

Status  
**Issued for Planning**



Douglas Business Park, Carrigaline Rd, Douglas, Cork, T12 P088  
T: + 353 (0)21 436 2922  
W: www.reddyarchitecture.com  
E: cork@reddyarchitecture.com

Client Details:  
**Watfore Limited**

Project Details:  
**Creamfields Residential Development, Kinsale & Tramore Roads, Cork**

Drawing Title:  
**Duplex Building L\_ Floor Plans**

Job No. <b>P19-195C</b>	Drawn By: <b>CH</b>	Reviewed By: <b>SK</b>	Issue Date: <b>2021.12.10</b>	Scale @A3 <b>1 : 200</b>
PURPOSE <b>P01</b>	Project-Originator-Zone-Level-Type-Role-Classification-Number <b>P19-195C-RAU-BL-ZZ-DR-A- 44002</b>			Revision <b>P02</b>

REV	DATE	DRAWN	DESCRIPTION
P02	10.12.2021	CH	Issued for Planning
Issues & Revisions			



① East Elevation  
1 : 200



② West Elevation  
1 : 200

DO NOT SCALE FROM THIS DRAWING. USE FIGURED DIMENSIONS IN ALL CASES. VERIFY DIMENSIONS ON SITE AND REPORT ANY DISCREPANCIES TO THE ARCHITECTS IMMEDIATELY. THIS DRAWING IS TO BE READ IN CONJUNCTION WITH THE ARCHITECTS SPECIFICATION. © THIS DRAWING IS COPYRIGHT AND MAY ONLY BE REPRODUCED WITH THE ARCHITECTS PERMISSION.

REV	DATE	DRN	ISSUE
P01	2021.12.10	CH	Issued for Planning

ORIGINAL SHEET SIZE = A3

NOTES

MATERIALS LEGEND

- |                                    |  |  |
|------------------------------------|--|--|
| 1 Selected buff brick              | 6 Selected aluminium window/door frames  | 11 Selected architectural louvered system to selected RAD colour |
| 2 Selected dark grey brick         | 7 Selected glass railing                 | 12 Selected painted galvanised steel balcony                     |
| 3 Selected decorative brick        | 8 Selected painted galvanised steel gate | 13 Selected painted/coloured render balcony                      |
| 4 Selected painted/coloured render | 9 Selected painted hardwood door         | 14 Selected dark grey brick balcony                              |
| 5 White concrete string course     | 10 Selected metal panelling              |  |

PLANNING

JOB  
Creamfields Residential Development  
Kinsale and Tramore Roads, Cork

CLIENT  
Wafore Limited

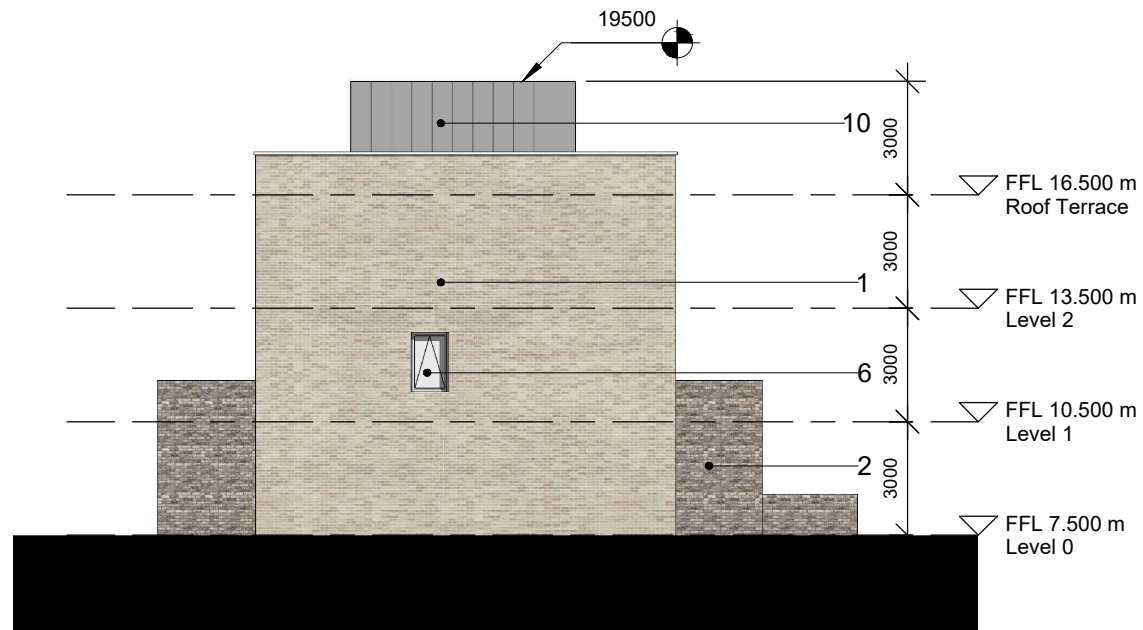
DRAWING  
Duplex Building L  
East and West Elevation

DATE 2021.12.10	SCALE 1:200 @ A3
DRN. CH	CHECKED SK

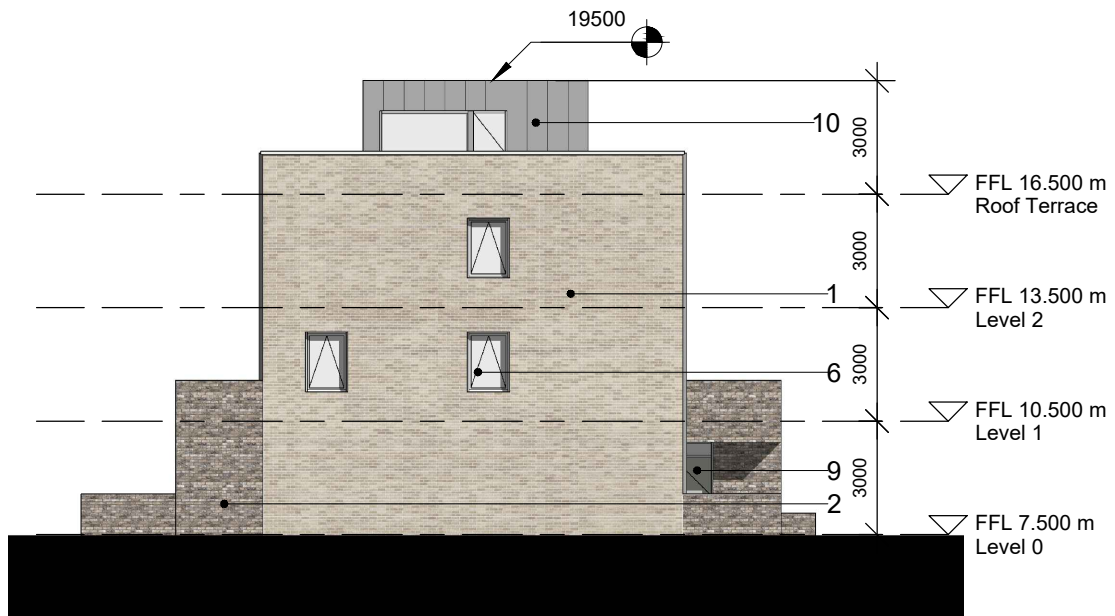


DWG NO.	REVISION
P19-195C-RAU-BL-ZZ-DR-A-44003	P01

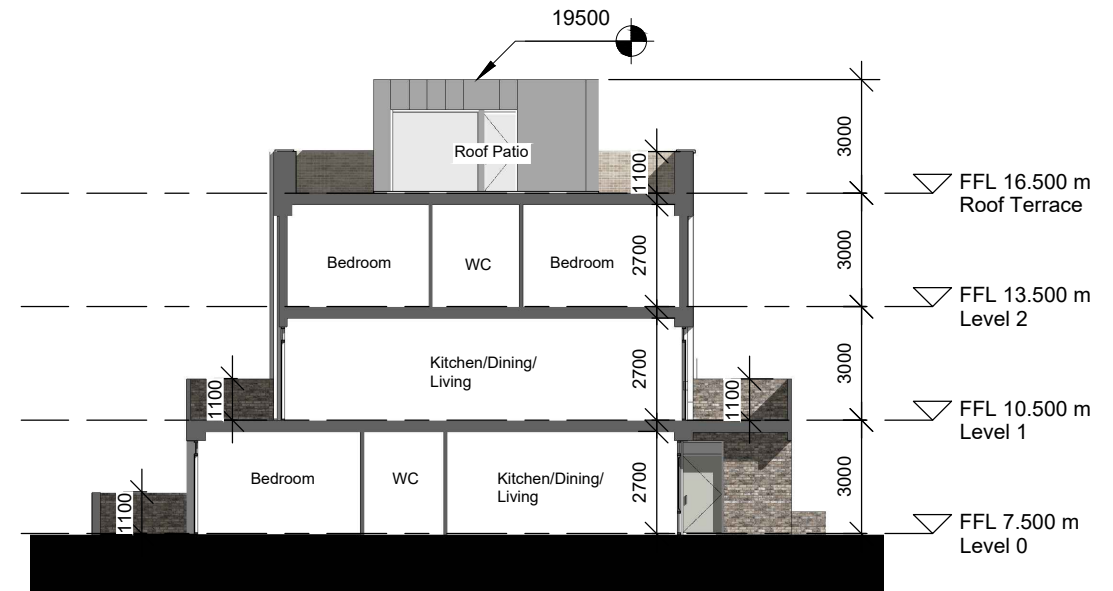




1 North Elevation  
1 : 200



2 South Elevation  
1 : 200



3 Section AA  
1 : 200

DO NOT SCALE FROM THIS DRAWING. USE FIGURED DIMENSIONS IN ALL CASES. VERIFY DIMENSIONS ON SITE AND REPORT ANY DISCREPANCIES TO THE ARCHITECTS IMMEDIATELY. THIS DRAWING TO BE READ IN CONJUNCTION WITH THE ARCHITECTS SPECIFICATION. © THIS DRAWING IS COPYRIGHT AND MAY ONLY BE REPRODUCED WITH THE ARCHITECTS PERMISSION.

REV	DATE	DRN	ISSUE
P01	2021.12.10	CH	Issued for Planning

ORIGINAL SHEET SIZE = A3

NOTES

MATERIALS LEGEND

- |                                    |  |  |
|------------------------------------|--|--|
| 1 Selected buff brick              | 6 Selected aluminium window/door frames  | 11 Selected architectural louvered system to selected RAD colour |
| 2 Selected dark grey brick         | 7 Selected glass railing                 | 12 Selected painted galvanised steel balcony                     |
| 3 Selected decorative brick        | 8 Selected painted galvanised steel gate | 13 Selected painted/coloured render balcony                      |
| 4 Selected painted/coloured render | 9 Selected painted hardwood door         | 14 Selected dark grey brick balcony                              |
| 5 White concrete string course     | 10 Selected metal panelling              |  |

PLANNING

JOB  
Creamfields Residential Development  
Kinsale and Tramore Roads, Cork

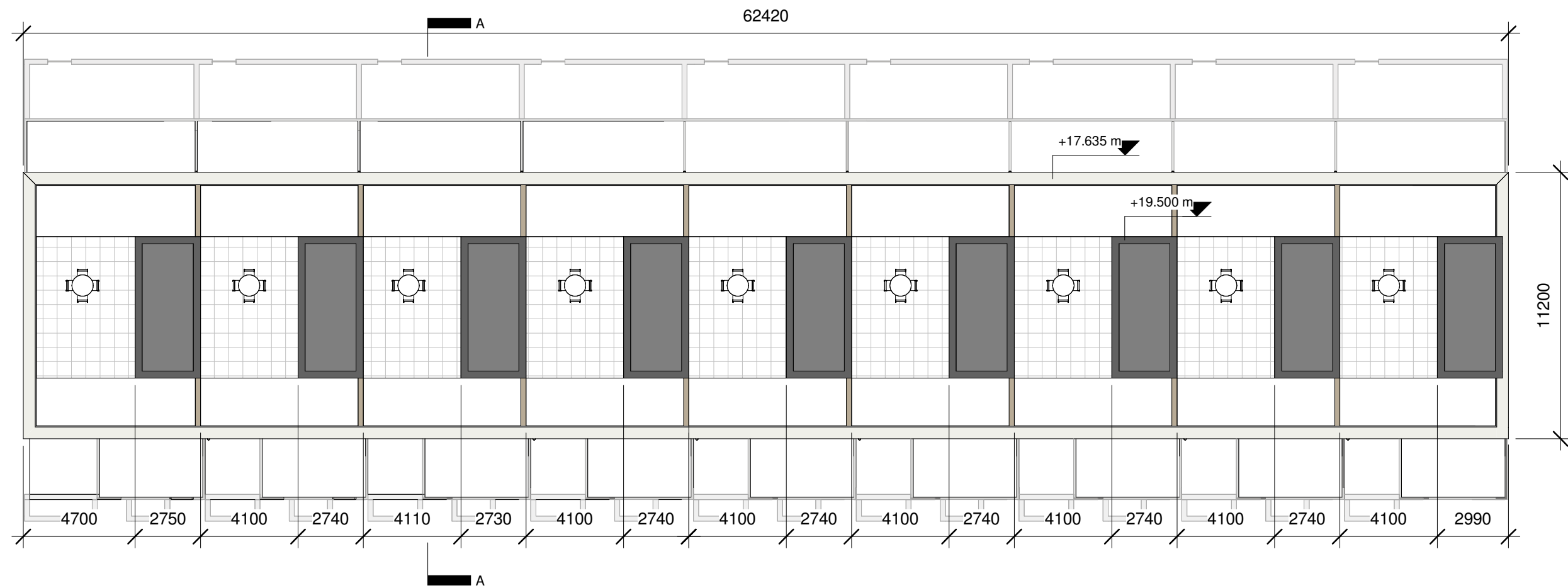
CLIENT  
Watfore Limited

DRAWING  
Duplex Building L  
North and South Elevation, Section AA

DATE 2021.12.10	SCALE 1:200 @ A3
DRN. CH	CHECKED SK



DWG NO. P19-195C-RAU-BL-ZZ-DR-A-44004 REVISION P01



1 Roof Plan  
1 : 200

REV	DATE	DRAWN	DESCRIPTION
P02	10.12.2021	CH	Issued for Planning
Issues & Revisions			




NOTES

- Do not scale from this drawing. Use figured dimensions in all cases.
- Verify dimensions on site and report any discrepancies to the Architect immediately.
- This drawing to be read in conjunction with the Architect's Specification.
- © This drawing is copyright and may only be reproduced with the Architect's permission.

©Copyright Reddy Architecture & Urbanism

Status  
**Issued for Planning**



Douglas Business Park, Carrigaline Rd, Douglas, Cork, T12 P088  
T: + 353 (0)21 436 2922  
W: www.reddyarchitecture.com  
E: cork@reddyarchitecture.com

Client Details:  
**Watfore Limited**

Project Details:  
**Creamfields Residential Development, Kinsale & Tramore Roads, Cork**

Drawing Title:  
**Duplex Building L\_ Roof Plan**

Job No. <b>P19-195C</b>	Drawn By: <b>C.Horan</b>	Reviewed By: <b>S.Keams</b>	Issue Date: <b>2021.12.10</b>	Scale @A3 <b>1 : 200</b>
PURPOSE <b>8. Planning</b>		Project-Originator-Zone-Level-Type-Role-Classification-Number <b>P19-195C-RAU-BL-ZZ-DR-A- 44005</b>		Revision <b>P02</b>

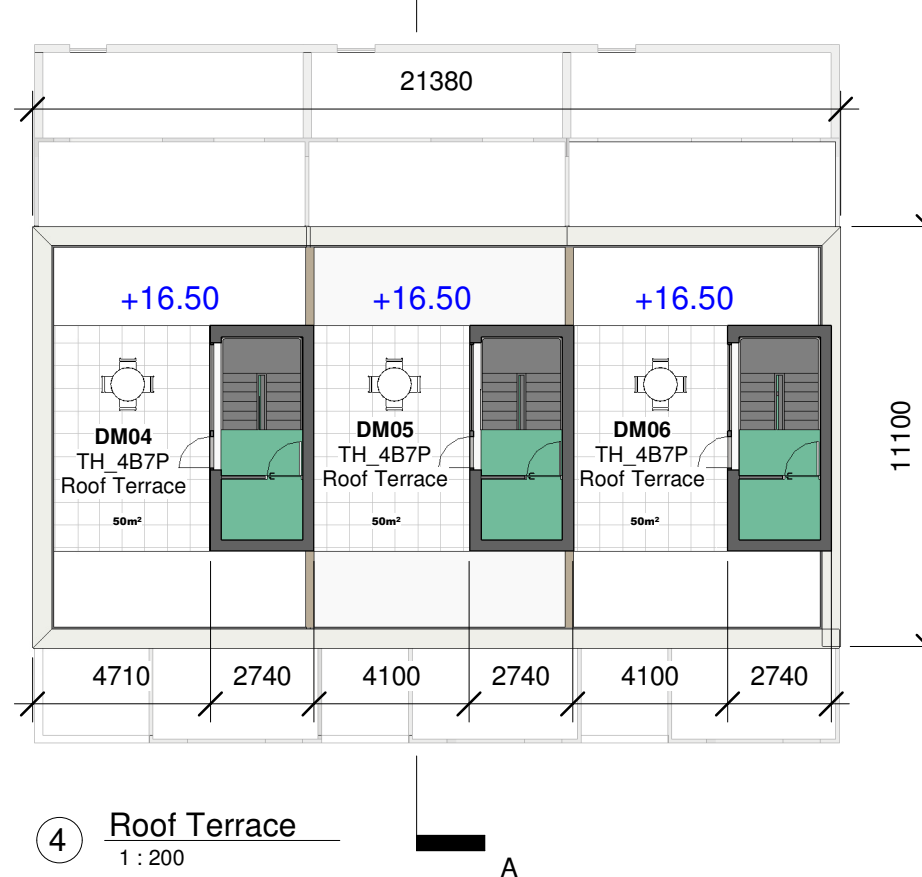
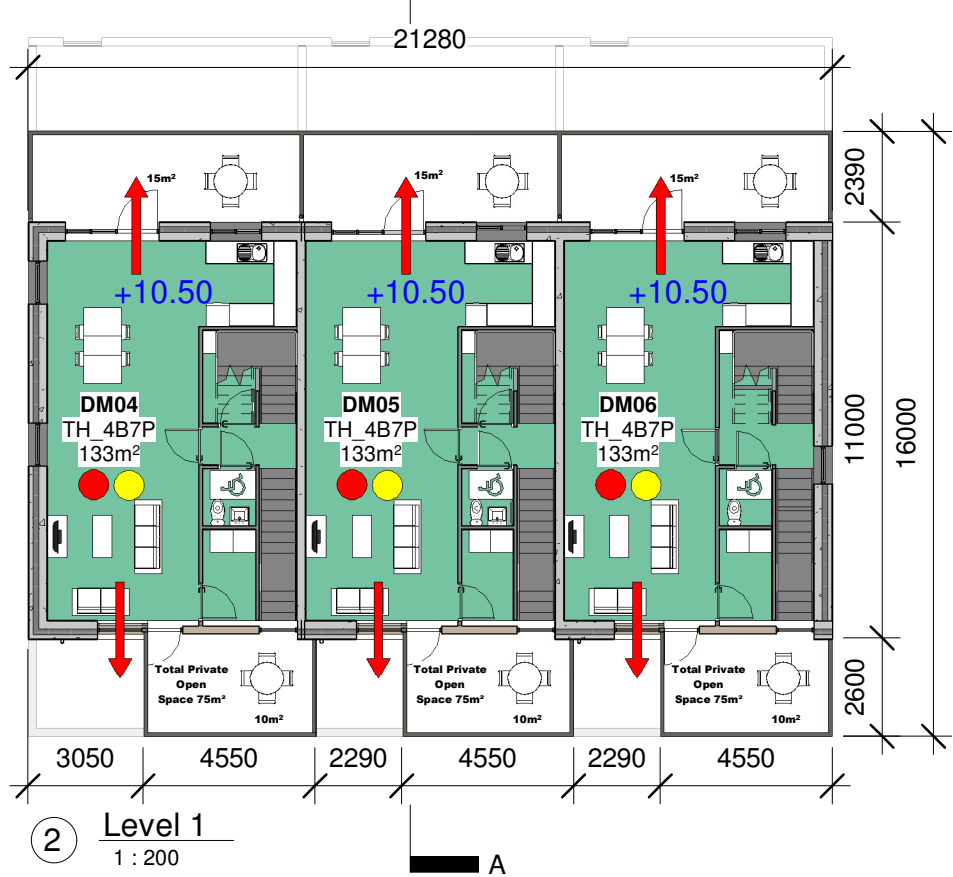
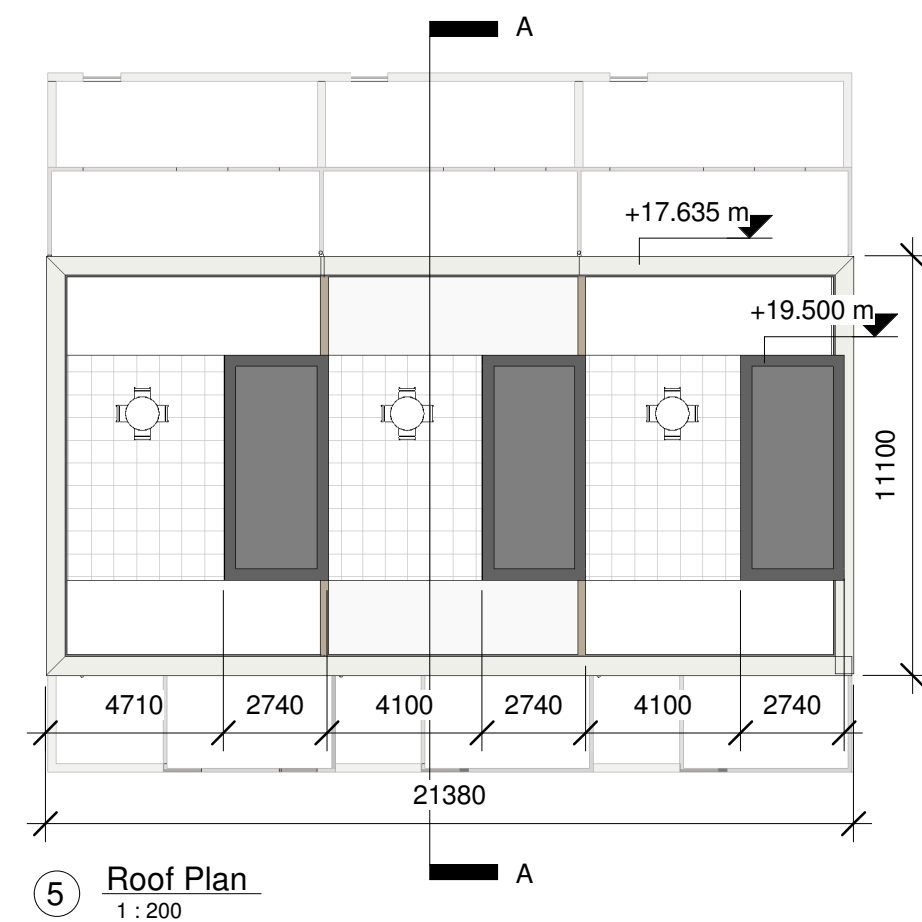
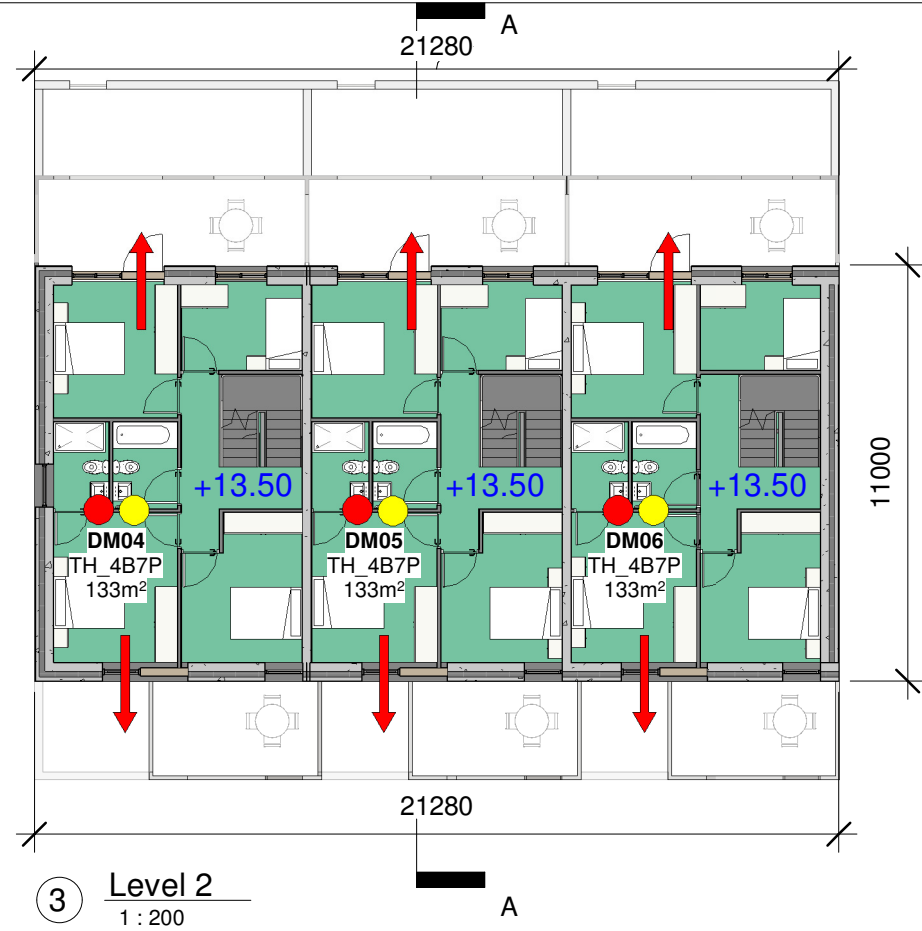
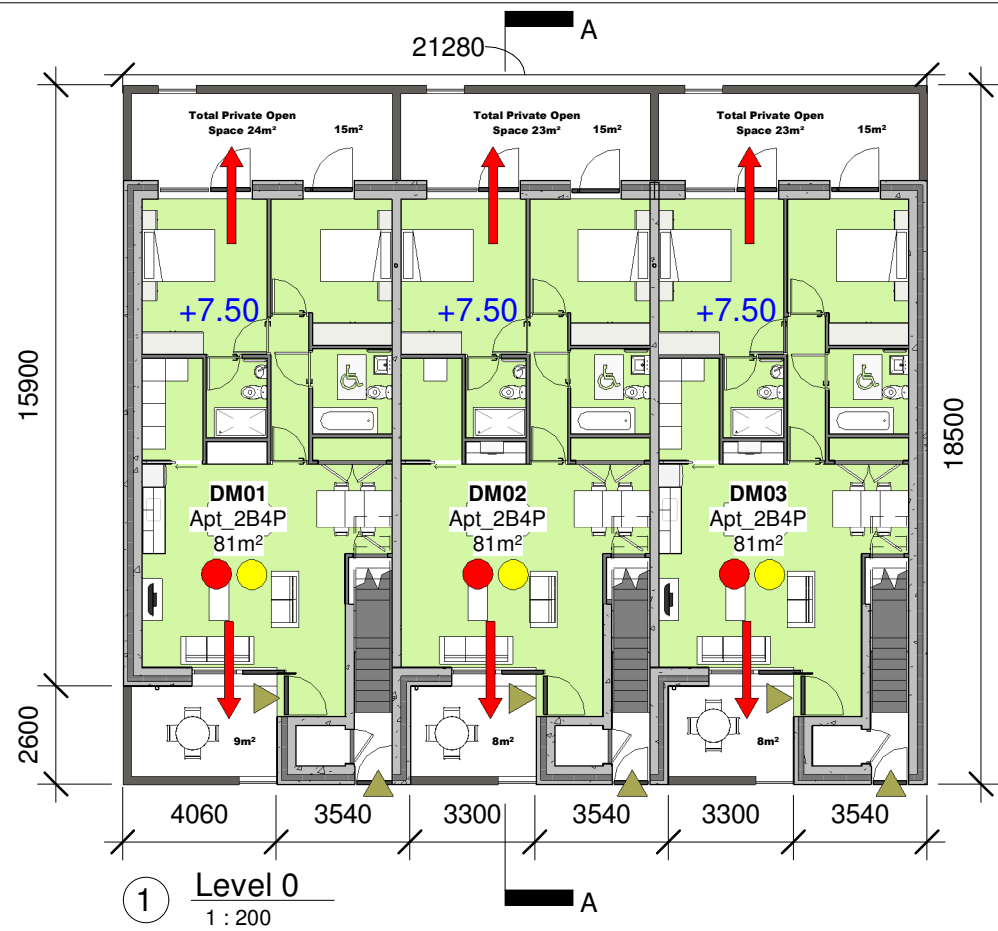
Client Details:  
**Watfore Limited**

Project Details:  
**Creamfields Residential Development, Kinsale & Tramore Roads, Cork**

Drawing Title:  
**Duplex Building L\_ Roof Plan**

Job No. <b>P19-195C</b>	Drawn By: <b>C.Horan</b>	Reviewed By: <b>S.Keams</b>	Issue Date: <b>2021.12.10</b>	Scale @A3 <b>1 : 200</b>
PURPOSE <b>8. Planning</b>		Project-Originator-Zone-Level-Type-Role-Classification-Number <b>P19-195C-RAU-BL-ZZ-DR-A- 44005</b>		Revision <b>P02</b>





NOTES

- Dual Aspect
- 10% Larger than min.

REV	DATE	DRAWN	DESCRIPTION
P02	10.12.2021	CH	Issued for Planning
Issues & Revisions			



\*For information on room dimensions, apartment areas and compliance with Sustainable Urban Housing: Design Standards for New Apartments, **please refer to large scale Unit Typology sheets and Housing Quality Assessment**

NOTES

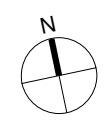
- Do not scale from this drawing. Use figured dimensions in all cases.
- Verify dimensions on site and report any discrepancies to the Architect immediately.
- This drawing to be read in conjunction with the Architect's Specification.
- © This drawing is copyright and may only be reproduced with the Architect's permission.

©Copyright Reddy Architecture & Urbanism

Status  
**Issued for Planning**

Douglas Business Park, Carrigaline Rd, Douglas, Cork, T12 P088  
T: + 353 (0)21 436 2922  
W: www.reddyarchitecture.com  
E: cork@reddyarchitecture.com

Client Details: <b>Watfore Limited</b>				
Project Details: <b>Creamfields Residential Development, Kinsale &amp; Tramore Roads, Cork</b>				
Drawing Title: <b>Duplex Building M_ Floor Plans &amp; Roof Plan</b>				
Job No. <b>P19-195C</b>	Drawn By: <b>M.Stapleton</b>	Reviewed By: <b>S. Kearns</b>	Issue Date: <b>2021.12.10</b>	Scale @A3 <b>1 : 200</b>
PURPOSE <b>8. Planning</b>		Project-Originator-Zone-Level-Type-Role-Classification-Number <b>P19-195C-RAU-BM-ZZ-DR-A- 45001</b>		Revision <b>P02</b>





1 South Elevation  
1 : 200



1 North Elevation  
1 : 200

DO NOT SCALE FROM THIS DRAWING. USE FIGURED DIMENSIONS IN ALL CASES. VERIFY DIMENSIONS ON SITE AND REPORT ANY DISCREPANCIES TO THE ARCHITECTS IMMEDIATELY. THIS DRAWING IS TO BE READ IN CONJUNCTION WITH THE ARCHITECTS SPECIFICATION. © THIS DRAWING IS COPYRIGHT AND MAY ONLY BE REPRODUCED WITH THE ARCHITECTS PERMISSION.

REV	DATE	DRN	ISSUE
P01	2021.12.10	CH	Issued for Planning

ORIGINAL SHEET SIZE = A3

NOTES

MATERIALS LEGEND

- |                                    |  |  |
|------------------------------------|--|--|
| 1 Selected buff brick              | 6 Selected aluminium window/door frames  | 11 Selected architectural louvered system to selected RAD colour |
| 2 Selected dark grey brick         | 7 Selected glass railing                 | 12 Selected painted galvanised steel balcony                     |
| 3 Selected decorative brick        | 8 Selected painted galvanised steel gate | 13 Selected painted/coloured render balcony                      |
| 4 Selected painted/coloured render | 9 Selected painted hardwood door         | 14 Selected dark grey brick balcony                              |
| 5 White concrete string course     | 10 Selected metal panelling              |  |

PLANNING

JOB  
Creamfields Residential Development  
Kinsale and Tramore Roads, Cork

CLIENT  
Waflore Limited

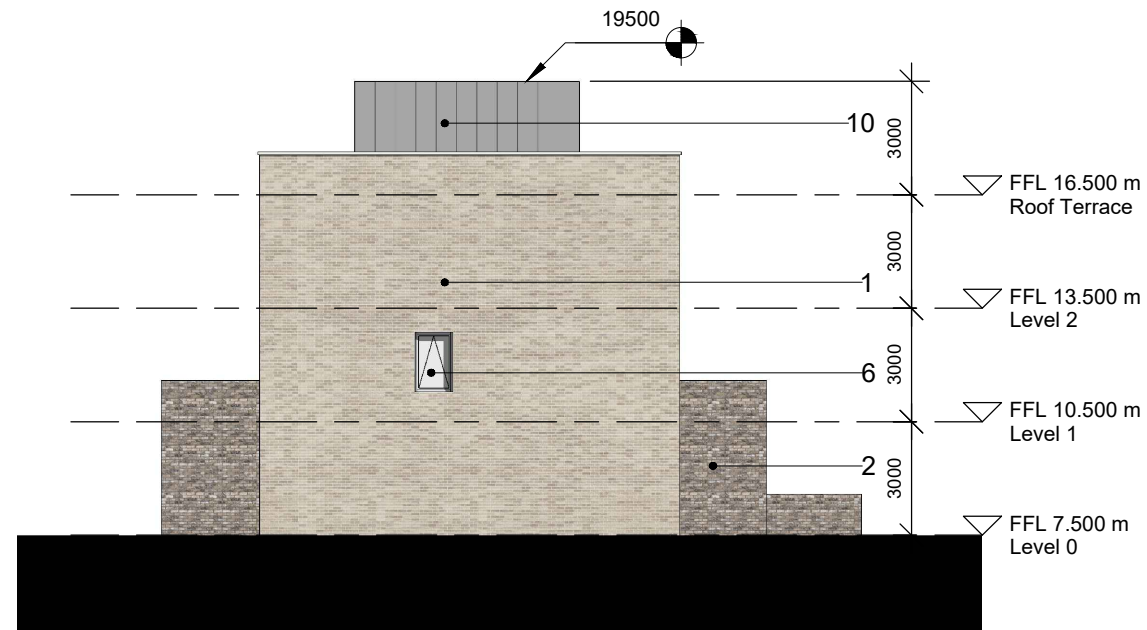
DRAWING  
Duplex Building M  
North and South Elevation

DATE 2021.12.10	SCALE 1:200 @ A3
DRN. CH	CHECKED SK

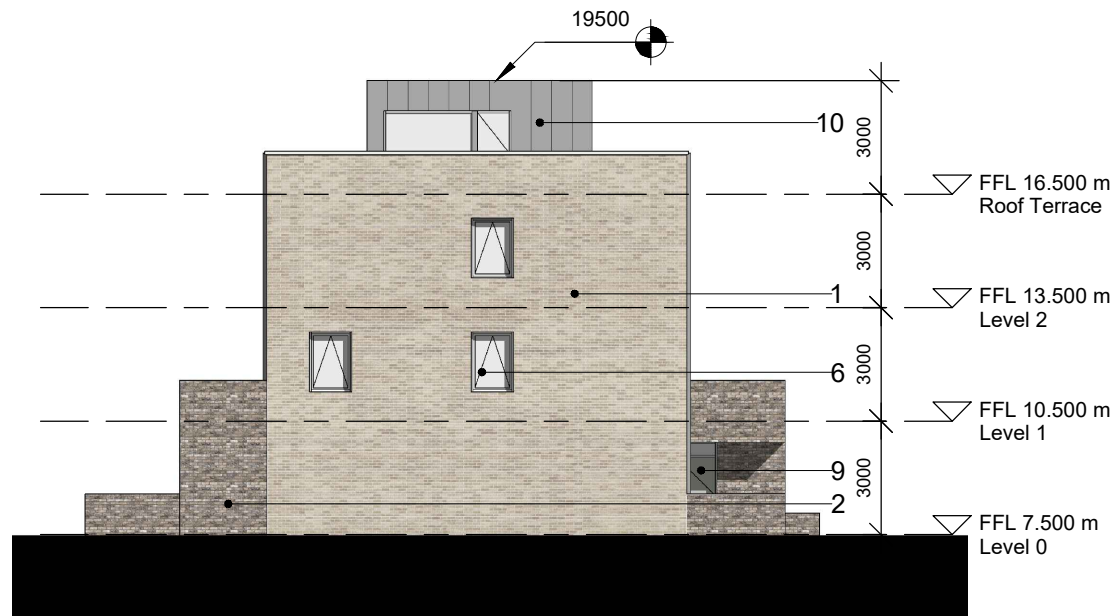


DWG NO. P19-195C-RAU-BM-ZZ-DR-A-45002 REVISION P01

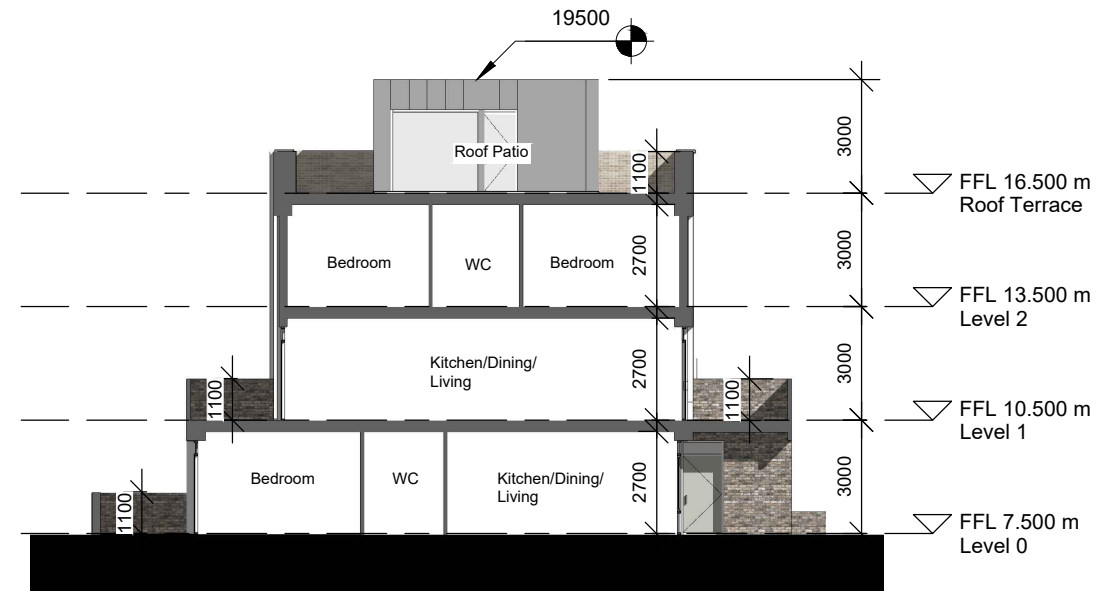




1 East Elevation  
1 : 200



1 West Elevation  
1 : 200



1 Section AA  
1 : 200

DO NOT SCALE FROM THIS DRAWING. USE FIGURED DIMENSIONS IN ALL CASES. VERIFY DIMENSIONS ON SITE AND REPORT ANY DISCREPANCIES TO THE ARCHITECTS IMMEDIATELY. THIS DRAWING TO BE READ IN CONJUNCTION WITH THE ARCHITECTS SPECIFICATION. © THIS DRAWING IS COPYRIGHT AND MAY ONLY BE REPRODUCED WITH THE ARCHITECTS PERMISSION.

REV	DATE	DRN	ISSUE
P01	2021.12.10	CH	Issued for Planning

ORIGINAL SHEET SIZE = A3

NOTES

MATERIALS LEGEND

- |                                    |  |  |
|------------------------------------|--|--|
| 1 Selected buff brick              | 6 Selected aluminium window/door frames  | 11 Selected architectural louvered system to selected RAD colour |
| 2 Selected dark grey brick         | 7 Selected glass railing                 | 12 Selected painted galvanised steel balcony                     |
| 3 Selected decorative brick        | 8 Selected painted galvanised steel gate | 13 Selected painted/coloured render balcony                      |
| 4 Selected painted/coloured render | 9 Selected painted hardwood door         | 14 Selected dark grey brick balcony                              |
| 5 White concrete string course     | 10 Selected metal panelling              |  |

PLANNING

JOB  
Creamfields Residential Development  
Kinsale and Tramore Roads, Cork

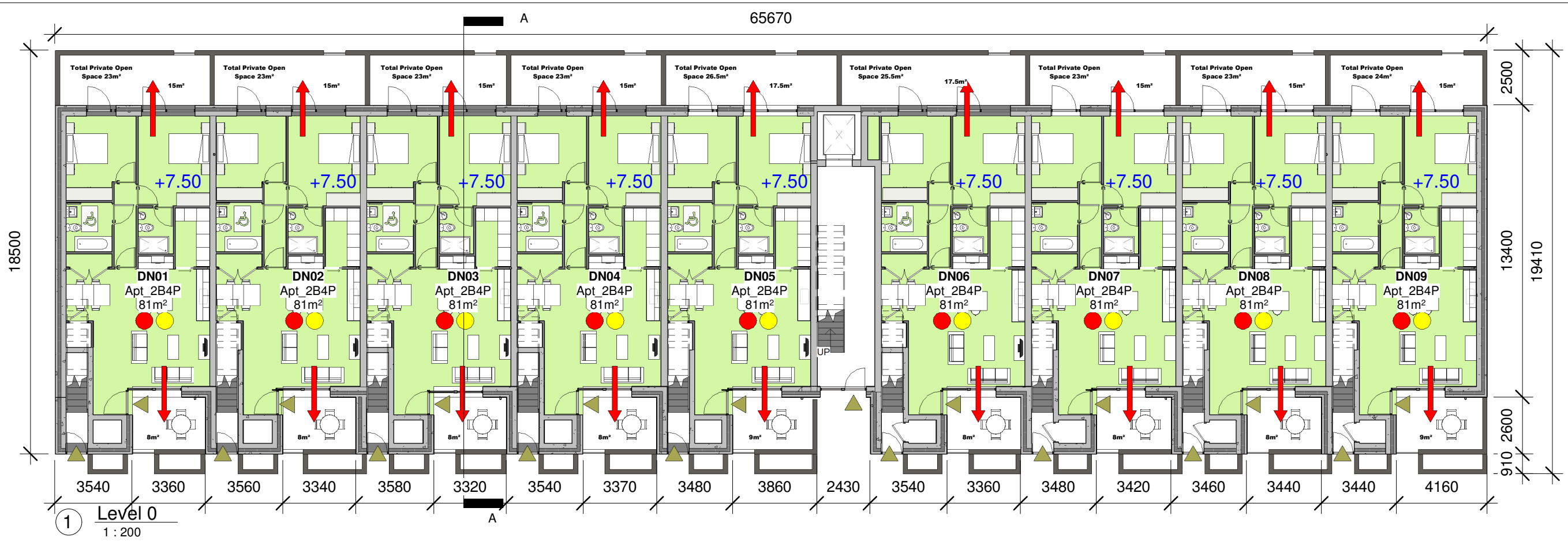
CLIENT  
Waflore Limited

DRAWING  
Duplex Building M  
East and West Elevation, Section AA

DATE 2021.12.10	SCALE 1:200 @ A3
DRN. CH	CHECKED SK



DWG NO.	REVISION
P19-195C-RAU-BM-ZZ-DR-A-45003	P01



NOTES

- Dual Aspect
- 10% Larger than min.

REV	DATE	DRAWN	DESCRIPTION
P02	10.12.2021	CH	Issued for Planning
Issues & Revisions			



\*For information on room dimensions, apartment areas and compliance with Sustainable Urban Housing: Design Standards for New Apartments, please refer to large scale Unit Typology sheets and Housing Quality Assessment

NOTES

- Do not scale from this drawing. Use figured dimensions in all cases.
- Verify dimensions on site and report any discrepancies to the Architect immediately.
- This drawing to be read in conjunction with the Architect's Specification.
- © This drawing is copyright and may only be reproduced with the Architect's permission.

©Copyright Reddy Architecture & Urbanism

Status  
**Issued for Planning**

Douglas Business Park, Carrigaline Rd, Douglas, Cork, T12 P088  
T: + 353 (0)21 436 2922  
W: www.reddyarchitecture.com  
E: cork@reddyarchitecture.com

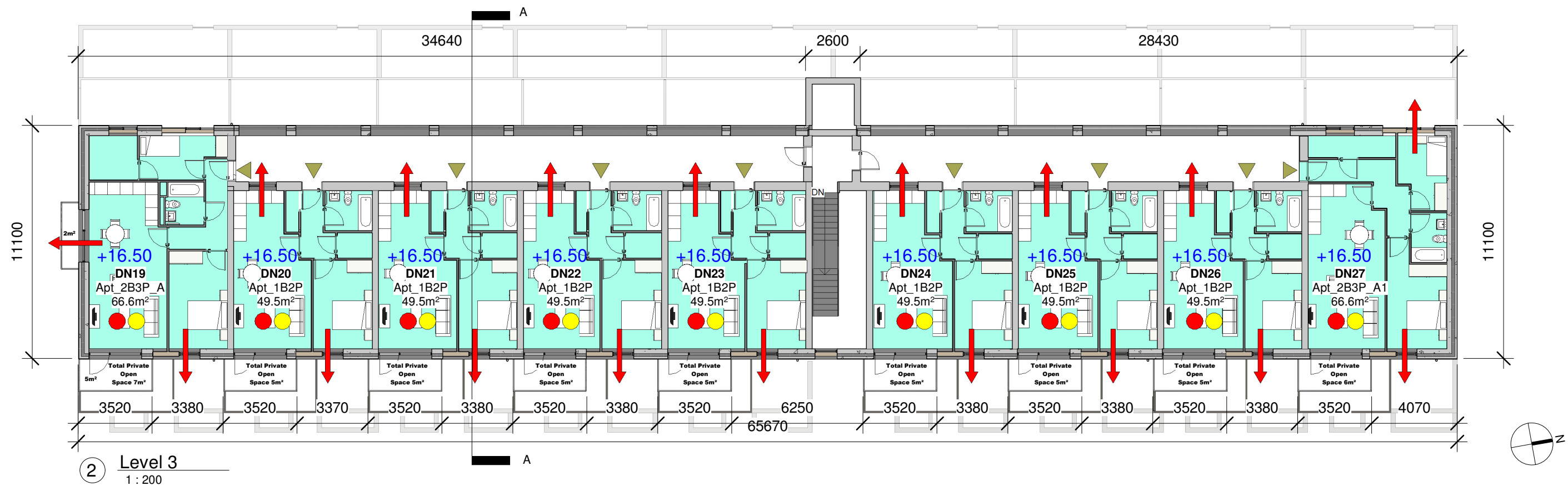
Client Details:  
**Watfore Limited**

Project Details:  
**Creamfields Residential Development, Kinsale & Tramore Roads, Cork**

Drawing Title:  
**Duplex Building N\_ Floor Plans**

Job No. <b>P19-195C</b>	Drawn By: <b>M.Stapleton</b>	Reviewed By: <b>S. Keams</b>	Issue Date: <b>2021.12.10</b>	Scale @A3 <b>1 : 200</b>
PURPOSE <b>8. Planning</b>		Project-Originator-Zone-Level-Type-Role-Classification-Number <b>P19-195C-RAU-BN-ZZ-DR-A- 46001</b>		Revision <b>P02</b>





NOTES

- Dual Aspect
- 10% Larger than min.

KEY PLAN



\*For information on room dimensions, apartment areas and compliance with Sustainable Urban Housing: Design Standards for New Apartments, **please refer to large scale Unit Typology sheets and Housing Quality Assessment**

NOTES

- Do not scale from this drawing. Use figured dimensions in all cases.
  - Verify dimensions on site and report any discrepancies to the Architect immediately.
  - This drawing to be read in conjunction with the Architect's Specification.
  - © This drawing is copyright and may only be reproduced with the Architect's permission.
- ©Copyright Reddy Architecture & Urbanism

Status  
**Issued for Planning**



Douglas Business Park, Carrigaline Rd, Douglas, Cork, T12 P088  
T: + 353 (0)21 436 2922  
W: www.reddyarchitecture.com  
E: cork@reddyarchitecture.com

Client Details:  
**Watfore Limited**

Project Details:  
**Creamfields Residential Development, Kinsale & Tramore Roads, Cork**

Drawing Title:  
**Duplex Building N\_ Floor Plans**

Job No. <b>P19-195C</b>	Drawn By: <b>CH</b>	Reviewed By: <b>SK</b>	Issue Date: <b>2021.12.10</b>	Scale @A3 <b>1 : 200</b>
PURPOSE <b>8. Planning</b>			Project-Originator-Zone-Level-Type-Role-Classification-Number <b>P19-195C-RAU-BN-ZZ-DR-A- 46002</b>	Revision <b>P02</b>

REV	DATE	DRAWN	DESCRIPTION
P02	10.12.2021	CH	Issued for Planning
Issues & Revisions			





1 East Elevation  
1 : 200



1 West Elevation  
1 : 200

DO NOT SCALE FROM THIS DRAWING. USE FIGURED DIMENSIONS IN ALL CASES. VERIFY DIMENSIONS ON SITE AND REPORT ANY DISCREPANCIES TO THE ARCHITECTS IMMEDIATELY. THIS DRAWING TO BE READ IN CONJUNCTION WITH THE ARCHITECTS SPECIFICATION. © THIS DRAWING IS COPYRIGHT AND MAY ONLY BE REPRODUCED WITH THE ARCHITECTS PERMISSION.

REV	DATE	DRN	ISSUE
P01	2021.12.10	CH	Issued for Planning

ORIGINAL SHEET SIZE = A3

NOTES

MATERIALS LEGEND

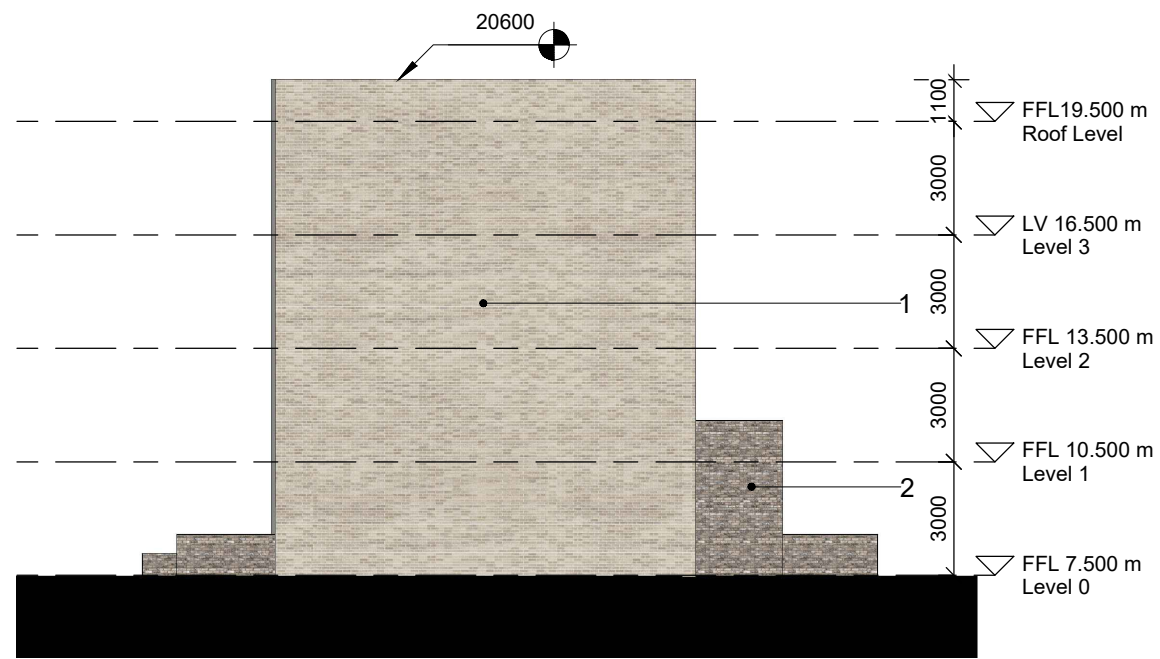
- |                                    |  |  |
|------------------------------------|--|--|
| 1 Selected buff brick              | 6 Selected aluminium window/door frames  | 11 Selected architectural louvered system to selected RAD colour |
| 2 Selected dark grey brick         | 7 Selected glass railing                 | 12 Selected painted galvanised steel balcony                     |
| 3 Selected decorative brick        | 8 Selected painted galvanised steel gate | 13 Selected painted/coloured render balcony                      |
| 4 Selected painted/coloured render | 9 Selected painted hardwood door         | 14 Selected dark grey brick balcony                              |
| 5 White concrete string course     | 10 Selected metal panelling              |  |

PLANNING	
JOB Creamfields Residential Development Kinsale and Tramore Roads, Cork	
CLIENT Wafore Limited	
DRAWING Duplex Building N East and West Elevation	
DATE 2021.12.10	SCALE 1:200 @ A3
DRN. CH	CHECKED SK

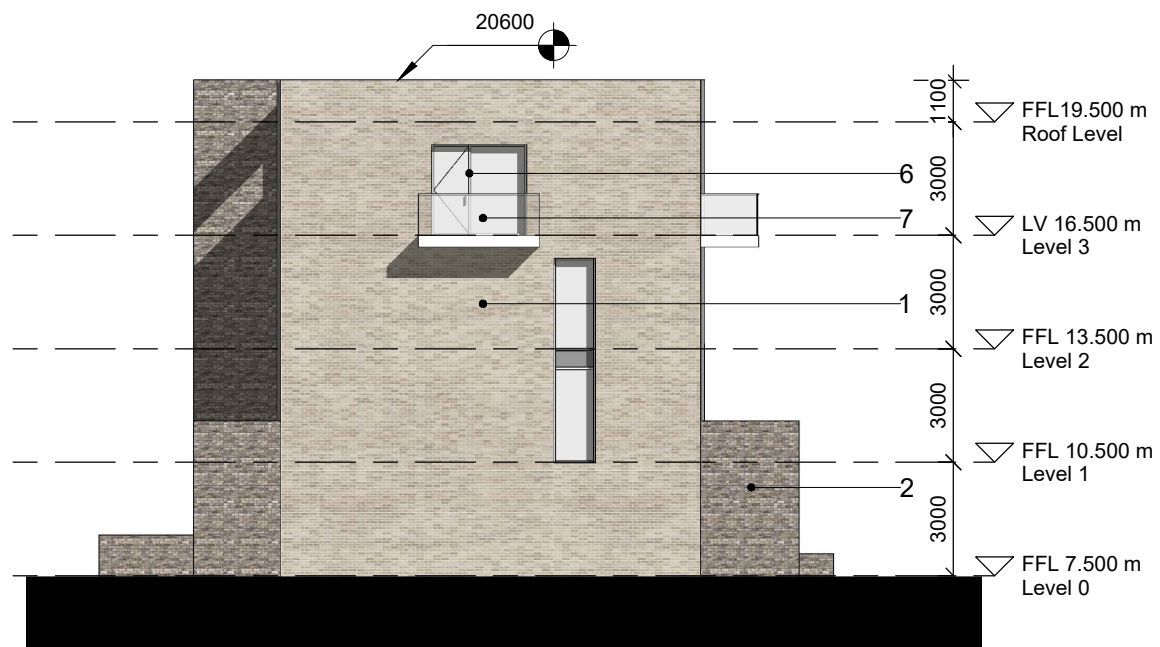
ready architecture + urbanism  
 Reddy Architecture + Urbanism  
 Cork Office  
 Douglas Business Centre, Carrigaline Road, Douglas, Co. Cork  
 T: +353 (0)21 4362922  
 W: www.reddyarchitecture.com  
 E: cork@reddyarchitecture.com

DWG NO. P19-195C-RAU-BN-ZZ-DR-A-46003	REVISION P01
--	-----------------





1 North Elevation  
1 : 200



1 South Elevation  
1 : 200



1 Section AA  
1 : 200

DO NOT SCALE FROM THIS DRAWING. USE FIGURED DIMENSIONS IN ALL CASES. VERIFY DIMENSIONS ON SITE AND REPORT ANY DISCREPANCIES TO THE ARCHITECTS IMMEDIATELY. THIS DRAWING TO BE READ IN CONJUNCTION WITH THE ARCHITECTS SPECIFICATION. © THIS DRAWING IS COPYRIGHT AND MAY ONLY BE REPRODUCED WITH THE ARCHITECTS PERMISSION.

REV	DATE	DRN	ISSUE
P01	2021.12.10	CH	Issued for Planning

ORIGINAL SHEET SIZE = A3

NOTES

MATERIALS LEGEND

- |                                    |  |  |
|------------------------------------|--|--|
| 1 Selected buff brick              | 6 Selected aluminium window/door frames  | 11 Selected architectural louvered system to selected RAD colour |
| 2 Selected dark grey brick         | 7 Selected glass railing                 | 12 Selected painted galvanised steel balcony                     |
| 3 Selected decorative brick        | 8 Selected painted galvanised steel gate | 13 Selected painted/coloured render balcony                      |
| 4 Selected painted/coloured render | 9 Selected painted hardwood door         | 14 Selected dark grey brick balcony                              |
| 5 White concrete string course     | 10 Selected metal panelling              |  |

PLANNING

JOB  
Creamfields Residential Development  
Kinsale and Tramore Roads, Cork

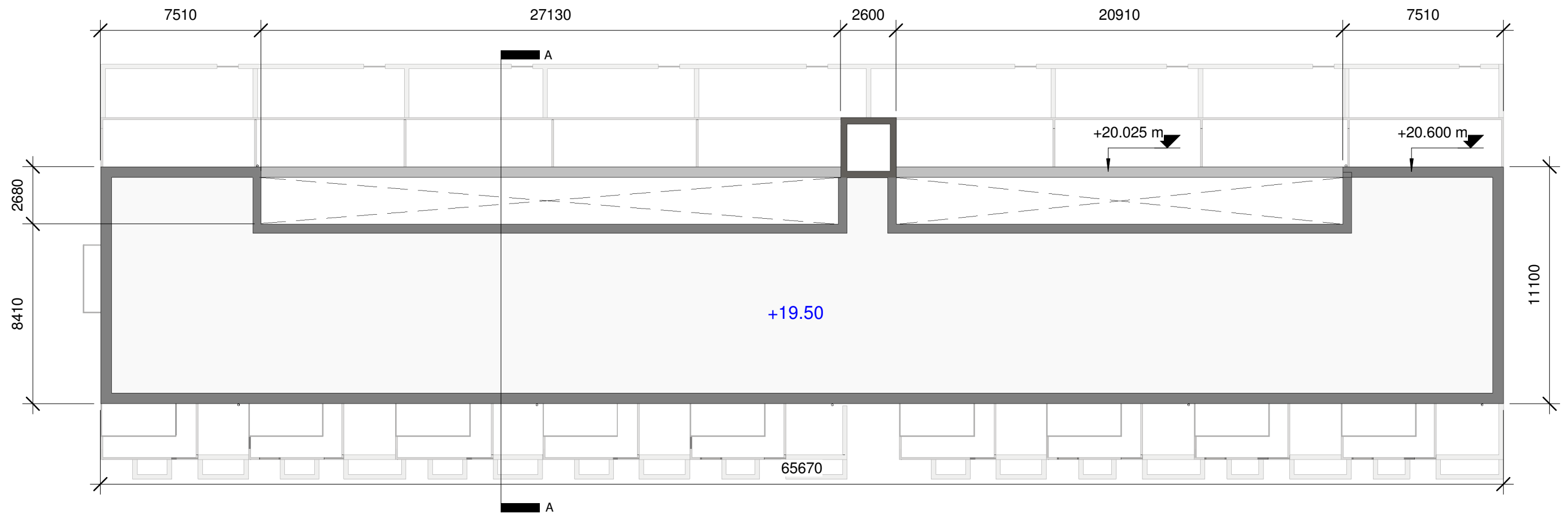
CLIENT  
Waflore Limited

DRAWING  
Duplex Building N  
North and South Elevation, Section AA

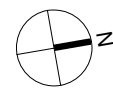
DATE 2021.12.10	SCALE 1:200 @ A3
DRN. CH	CHECKED SK

ready architecture + urbanism  
Cork Office:  
Douglas Business Centre, Carrigaline Road, Douglas, Co. Cork  
T: +353 (0)21 4362922  
W: www.readyarchitecture.com  
E: cork@readyarchitecture.com

DWG NO. P19-195C-RAU-BN-ZZ-DR-A-46004 REVISION P01



② Roof Plan  
1 : 200



REV	DATE	DRAWN	DESCRIPTION
P02	10.12.2021	CH	Issued for Planning
Issues & Revisions			



NOTES

- Do not scale from this drawing. Use figured dimensions in all cases.
- Verify dimensions on site and report any discrepancies to the Architect immediately.
- This drawing to be read in conjunction with the Architect's Specification.
- © This drawing is copyright and may only be reproduced with the Architect's permission.


©Copyright Reddy Architecture & Urbanism

NOTES

- Do not scale from this drawing. Use figured dimensions in all cases.
- Verify dimensions on site and report any discrepancies to the Architect immediately.
- This drawing to be read in conjunction with the Architect's Specification.
- © This drawing is copyright and may only be reproduced with the Architect's permission.

©Copyright Reddy Architecture & Urbanism

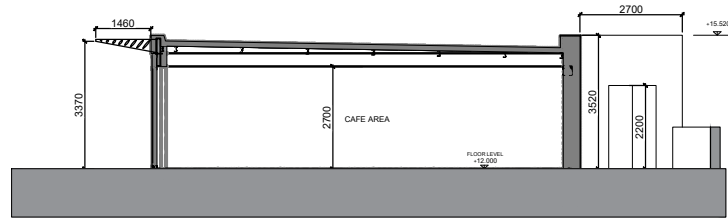
Status  
**Issued for Planning**



Douglas Business Park, Carrigaline Rd, Douglas, Cork, T12 P088  
T: + 353 (0)21 436 2922  
W: www.reddyarchitecture.com  
E: cork@reddyarchitecture.com

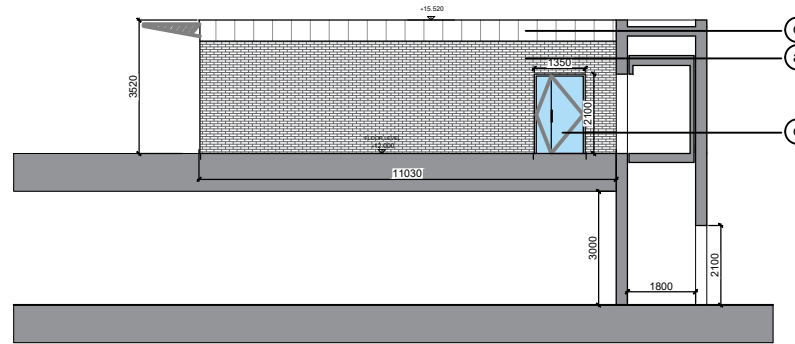
Client Details: <b>Watfore Limited</b>				
Project Details: <b>Creamfields Residential Development, Kinsale &amp; Tramore Roads, Cork</b>				
Drawing Title: <b>Duplex Building N_ Roof Plan</b>				
Job No. <b>P19-195C</b>	Drawn By: <b>C.Horan</b>	Reviewed By: <b>S.Keams</b>	Issue Date: <b>2021.12.10</b>	Scale @A3 <b>1 : 200</b>
PURPOSE <b>8. Planning</b>	Project-Originator-Zone-Level-Type-Role-Classification-Number <b>P19-195C-RAU-BN-ZZ-DR-A- 46005</b>			Revision <b>P02</b>





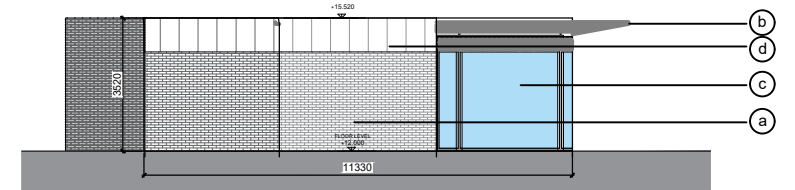
Section AA

1 : 200



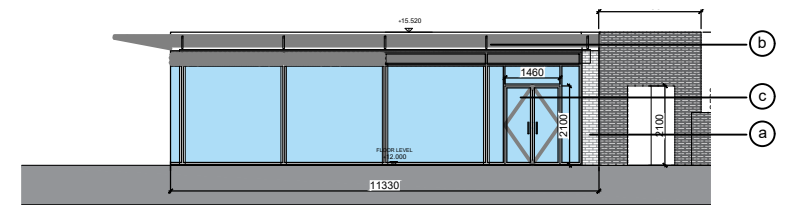
Section B-B

1 : 200



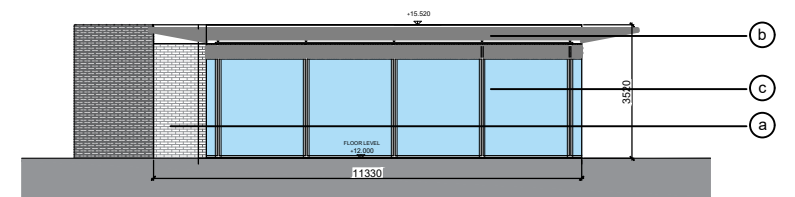
South Elevation

1 : 200



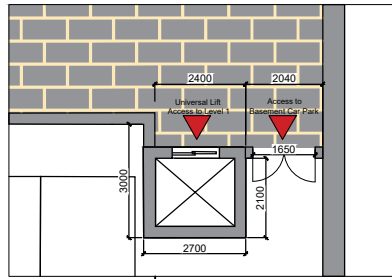
North Elevation

1 : 200



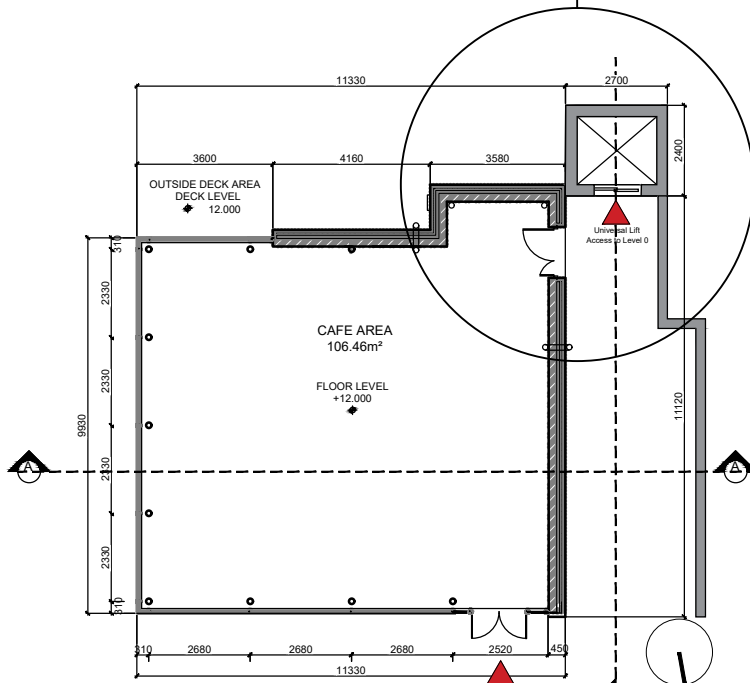
East Elevation

1 : 200



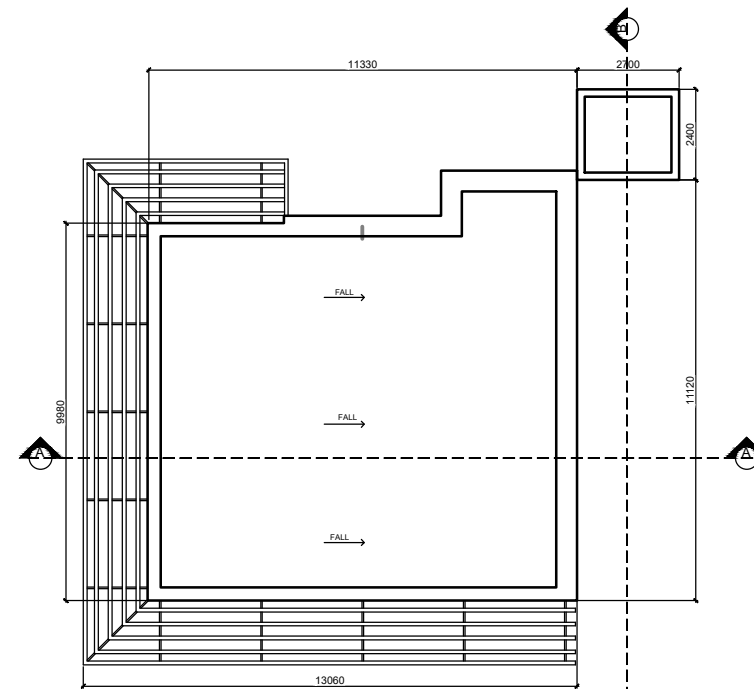
Plan\_Level 0 (detail)

1 : 200



Plan Level 1

1 : 200



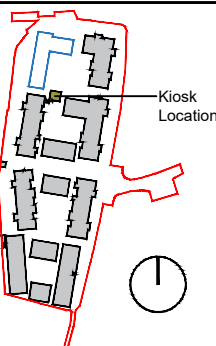
Roof Plan

1 : 200

DO NOT SCALE FROM THIS DRAWING. USE FIGURED DIMENSIONS IN ALL CASES. VERIFY DIMENSIONS ON SITE AND REPORT ANY DISCREPANCIES TO THE ARCHITECTS IMMEDIATELY. THIS DRAWING IS TO BE READ IN CONJUNCTION WITH THE ARCHITECTS SPECIFICATION. © THIS DRAWING IS COPYRIGHT AND MAY ONLY BE REPRODUCED WITH THE ARCHITECTS PERMISSION.

REV	DATE	DRN	ISSUE
P01	2021.12.10	CH	Issued for Planning

NOTES



Material Legend:

- (a) Selected dark grey brick
- (b) Selected aluminum Brise soleil
- (c) Selected aluminum window / door frames
- (d) Selected aluminum cladding


PLANNING

JOB  
Creamfields Residential Development  
Kinsale and Tramore Roads, Cork

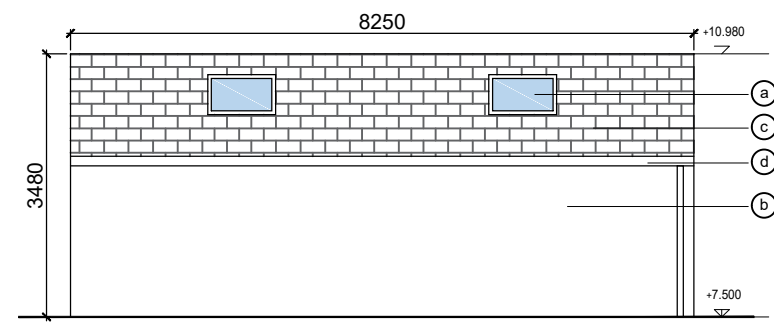
CLIENT  
Watfore Limited

DRAWING  
Kiosk\_Floor Plans/Section/Elevations

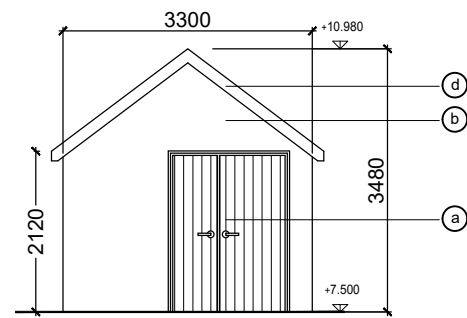
DATE 10.12.21 SCALE 1:200 @ A3  
DRN. MS CHECKED SK



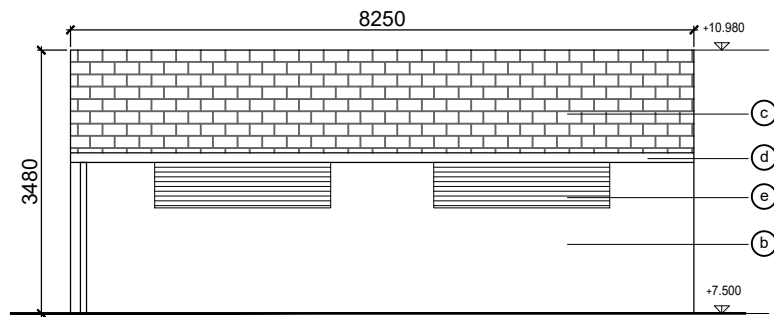
DWG NO. P19-195C-RAU-00-ZZ-DR-A-51001 REVISION P01



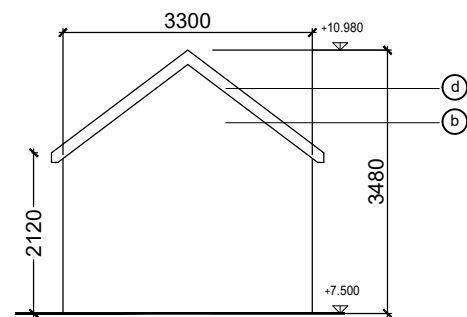
WEST ELEVATION



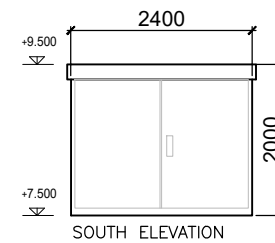
NORTH ELEVATION



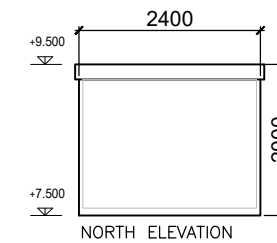
EAST ELEVATION



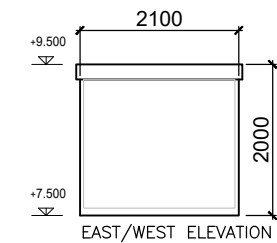
SOUTH ELEVATION



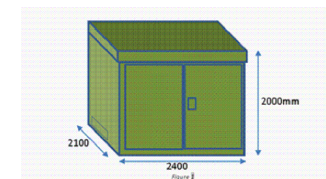
SOUTH ELEVATION



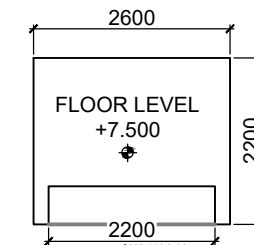
NORTH ELEVATION



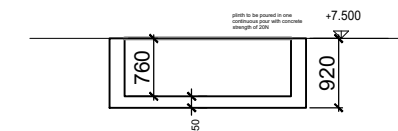
EAST/WEST ELEVATION



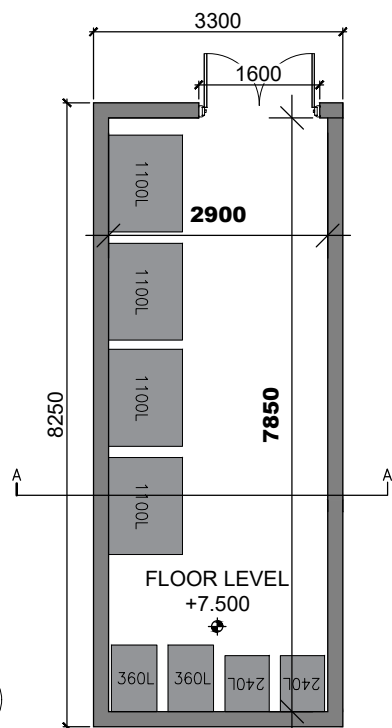
3D VIEW




PLAN  
ESB KIOSK FOUNDATION PLINTH



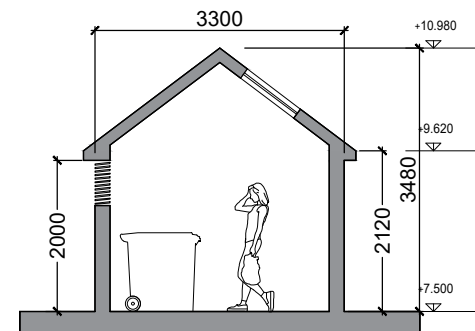
SECTION FOUNDATION PLINTH



FLOOR PLAN\_ 22sqm



ROOF PLAN



SECTION A-A

DO NOT SCALE FROM THIS DRAWING. USE FIGURED DIMENSIONS IN ALL CASES. VERIFY DIMENSIONS ON SITE AND REPORT ANY DISCREPANCIES TO THE ARCHITECTS IMMEDIATELY. THIS DRAWING TO BE READ IN CONJUNCTION WITH THE ARCHITECTS SPECIFICATION. © THIS DRAWING IS COPYRIGHT AND MAY ONLY BE REPRODUCED WITH THE ARCHITECTS PERMISSION.

REV	DATE	DRN	ISSUE
P01	10.12.21	MS	Issued for Planning

ORIGINAL SHEET SIZE = A3

NOTES



Material Legend:

- (a) Selected aluminum window / door frames
- (b) Smooth plaster finish to selected paint colour
- (c) Black Slate effect concrete tiles
- (d) Selected black aluminum/PVC fascia and soffits

PLANNING

JOB  
Creamfields Residential Development  
Kinsale & Tramore Roads, Cork

CLIENT  
Watfore Limited

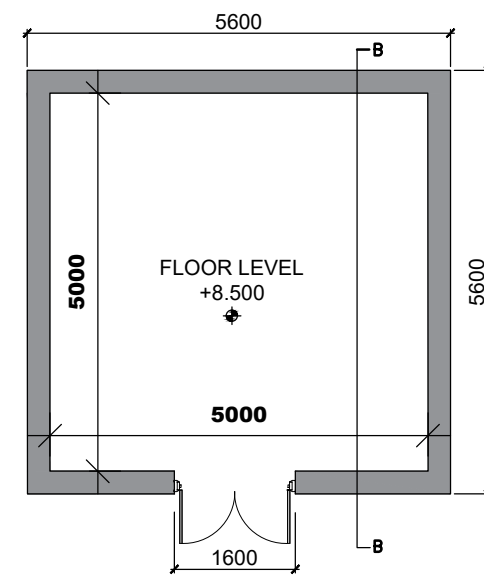
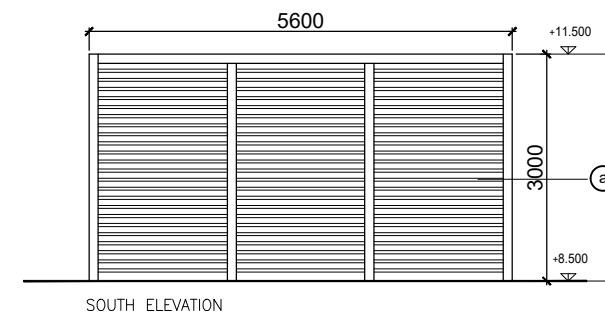
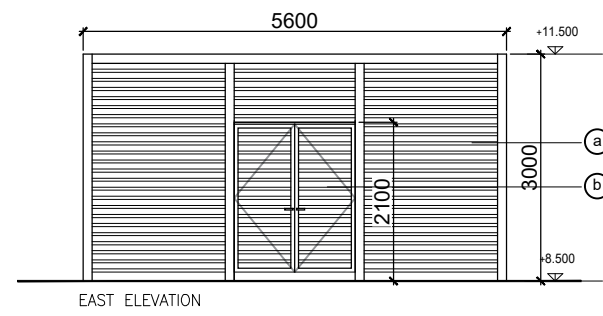
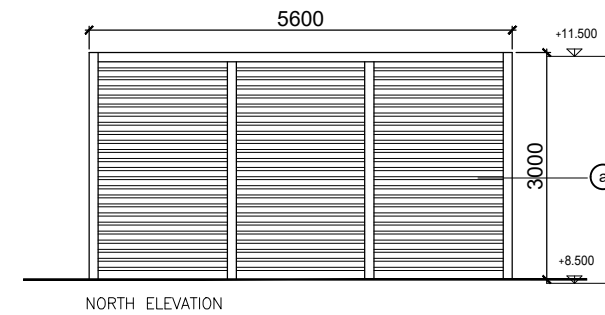
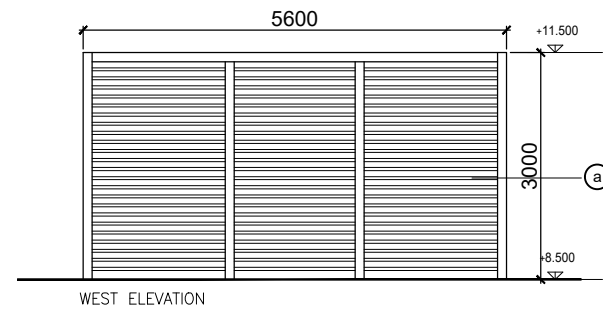
DRAWING  
Bin Store and ESB Sub Station  
Floor Plans/Section/Elevations

DATE 10.12.21 SCALE 1:100 @ A3  
DRN. M.Stapleton CHECKED P.Mulligan



DWG NO. P19-195C -RAU- 00-ZZ- DR-A-51002 REVISION P01



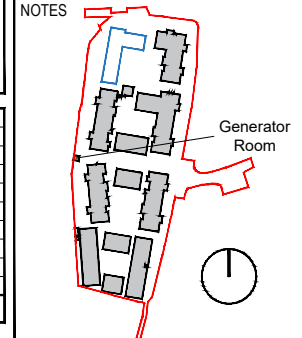


FLOOR PLAN\_25sqm

DO NOT SCALE FROM THIS DRAWING. USE FIGURED DIMENSIONS IN ALL CASES. VERIFY DIMENSIONS ON SITE AND REPORT ANY DISCREPANCIES TO THE ARCHITECTS IMMEDIATELY. THIS DRAWING IS TO BE READ IN CONJUNCTION WITH THE ARCHITECTS SPECIFICATION. © THIS DRAWING IS COPYRIGHT AND MAY ONLY BE REPRODUCED WITH THE ARCHITECTS PERMISSION.

REV	DATE	DRN	ISSUE
P01	10.12.21	MS	Issued for Planning

ORIGINAL SHEET SIZE = A3



- Material Legend:
- (a) Selected architectural louvered system to selected RAD colour
  - (b) Selected aluminum louvered doors

PLANNING	
JOB Creamfields Residential Development Kinsale & Tramore Roads, Cork	
CLIENT Watfore Limited	
DRAWING Generator Room Floor Plans/Section/Elevations	
DATE 10.12.21	SCALE 1:100 @ A3
DRN. M.Stapleton	CHECKED P.Mulligan

Reddy Architecture + Urbanism  
Cork Office  
Douglas Business Centre, Carrigaline Road, Douglas, Co. Cork  
T: +353 (0)21 4362922  
W: www.reddyarchitecture.com  
E: cork@reddyarchitecture.com

DWG NO.	REVISION
P19-195C -RAU- 00-ZZ- DR-A-51003	P01